



RSET's

# Ghanshyamdas Saraf college of arts & commerce

## METRIC – 2.1.2

Average percentage of seats filled against reserved categories (SC, ST, OBC, Divyangjan, etc. as per applicable reservation policy)

During Academic year 2023-24

SR.NO	PARTICULARS	PG.NO
1.	Reservation-Circular (2023-24)	1-2
2	Minority status Certificate (2023-24)	3



No. Enrol./Elg./Admission/(2023-24/187) of 2023.

**CIRCULAR:-**

The Principals of all the Affiliated colleges of Arts, Science, Commerce, Director University Sub-campuses (Kalyan, Thane, Ratnagiri and Sindhudurg) are hereby informed to follow the procedure of admission.

1. The reservation for different reserved categories will be as per government norms mentioned below:-

- |       |                           |  |
|-------|---------------------------|--|
| i)    | 13% Seats                 | : S.C.   |
| ii)   | 7% Seats                  | : S.T.   |
| iii)  | 3% Seats                  | : D.T. (A)   |
| iv)   | 2.5% Seats                | : N.T. (B)   |
| v)    | 3.5% Seats                | : N.T. (C)   |
| vi)   | 2% Seats                  | : N.T. (D)   |
| vii)  | 19% Seats                 | : O.B.C.   |
| viii) | 10% Seats                 | : EWS  |
| ix)   | A) Women                  | : As per circular No. Aff/Recog./322 of 2000 dated 7 <sup>th</sup> September, 2000 |
|       | B) S.B.C.                 | : 2% As per circular No. BCC/29/334 of 1997 dated 25 <sup>th</sup> September, 1997 |
|       | C) Physically Handicapped | : As per circular No. Spl. Cell/ICC/2021-22/02 dated 30 <sup>th</sup> August, 2021 |

x) 3% Seats : खालील संवर्गातील (परिपत्रक क्रमांक मान्यता/संलग्नता/निर्देश/२२१ दिनांक ६.६.१९९८ प्रमाणे)

१. बदलून आलेले केंद्रीय/ राज्य शासकीय कर्मचारी/ अधिकारी यांचे पाल्य
२. संरक्षणवादातील आजी/माजी सैनिकांचे पाल्य
३. राष्ट्रीय/राज्य पातळीवर क्रिडा व सांस्कृतिक कार्यक्रमात विशेष नैपुण्य मिळवलेले विद्यार्थी
४. विधवा/ परित्यक्ता विद्यार्थिनी
५. स्वातंत्र सैनिकांचे पाल्य/नसतबंडे

xi. Two supernumerary seats for students from Jammu & Kashmir as per University Circular No. Aff/ICC/2012-13/22 dated 8<sup>th</sup> January, 2013

xii रायगड व गालघर जिल्हातील महाविद्यालय यांनी शासन निर्णय क्रमांक बीसीसी-२०१८ प्रक १५३/१६ व मुंबई -३२ दिनांक २७ सप्टेंबर, २०२१ विशेष आरक्षणबाधित अनुपालन करावे

...2/-



All Admissions to the First Year of Degree Programs and their Academic activities will be as per the provisions and guidelines of NEP 2020 issued by Government of Maharashtra, University of Mumbai and University Grant Commission from time of time.

All Colleges including Autonomous Colleges should strictly follow the above admission schedule. The Colleges must admit students as per sanctioned intake only.

The Principals of all Affiliated Colleges and Directors of Sub-campus of Thane, Kalyan Ratnagiri and Sindhudurg are hereby directed to strictly adhere to the schedule of admission. Colleges shall provide an online admission system.

Note:- The Link for online application of pre-admission online Enrolment forms has been made available from 27<sup>th</sup> May, 2023 on website: <https://mumoa.digitaluniversity.ac/> The Helpline Numbers are available on the same website i.e. [mum.digitaluniversity.ac](http://mum.digitaluniversity.ac).

Mumbai-400 098  
25<sup>th</sup> May, 2023

(Dr. Prasad M. Karande)  
Director, B.O.E.E.

To,

The Principals of the all affiliated colleges in Arts, Science, Commerce, Management and Director, University Sub-campus, Thane, Kalyan Ratnagiri and Sindhudurg for information and necessary action.

\*\*\*\*\*

Copy forwarded for information to:-

1. The Deputy Registrar, Affiliation Section.
2. The Deputy Registrar, (Public Relation)
3. The Deputy Registrar, Special Cell
4. The Co-Ordinator, U.C.C., Vidyanagari
5. P.A. to Vice Chancellor
6. P.A. to Pro-Vice Chancellor
7. P.A. to Director, (A&P).
8. P.A. to Registrar
9. P.A. to Director of Examination & Evaluation
10. P.A. to F & A.O.
11. P.A. to Director, IDOL.
12. Receptionist/ Telephone Operators (Fort/Vidyanagari/Campus)





**Government of Maharashtra**  
**Competent Authority and Chief Secretary**  
 Minority Development Department  
 Mantralaya, Mumbai 400 032.



No Ashais-2009/630/prs kra 39/2009/ka 1

Date 26 February 2009

**Certificate of Recognition of Minority Status**


*Rajsthani Sammelan, Sarvodaya Balika Vidyalaya Complex, Swami Vivekanand Road, Malad (West) Mumbai had applied on 08.12.2008, for a certificate of recognition to their institution as Linguistic Minority Educational Institution. On the basis of a representation made by the office bearers of the institution during the course of personal hearing before me on 10.02.2009, I am satisfied that the above institution is established and being run by persons from Linguistic (Hindi) Minority persons/group of persons as per the criteria declared by the Government by Minority Development Department, GR No Ashais-2009/630/prs kra 39/2009/ka 1, dated 4<sup>th</sup> July 2008. As a result the aforesaid institution is being declared as Linguistic (Hindi) Minority Educational Institution.*




*This applicability of this certificate is limited only to the state of Maharashtra. Linguistic Minority Status granted to this institution will be applicable to all educational institutions run by said institution*

*The status of Linguistic Minority granted to the aforesaid institution will be legally effective with effect from academic year 2008-09. Consistent and methodical compliance of the criteria and conditions laid under Minority Development Department, GR No Ashais-2009/630/prs kra 39/2009/ka 1, dated 4<sup>th</sup> July 2008 will be binding on the institution*

Seal of Minority  
 Development  
 Department  
 Government of  
 Maharashtra

Sd/-  
**T F Thekera**  
 Competent Authority and Chief Secretary  
 Minority Development Department  
 Mantralaya, Mumbai 400 032.

ATTESTED BY ME  
  
**LALTAPRASAD P. DUBEY**  
 ADVOCATE & NOTARY Govt. Of India  
 Reg. No.: 15300  
 Greater Mumbai & Thane



## Ghanshyamdas Saraf College of Arts &amp; Commerce

## Students Statistics Reports (MIS 102)

Branch : Commerce Course : BCOM Year : FY Academic Year : 2023-2024**1) Gender Statistics :-**

Male :	405 - (47.59%)	Female :	446 - (52.41%)	<b>Total:</b>	<b>851</b>
--------	----------------	----------	----------------	---------------	------------

**2) Mobile Statistics :-**

With Mobile No :	851 - (100.00%)	Without Mobile No :	0 - (0.00%)	<b>Total:</b>	<b>851</b>
------------------	-----------------	---------------------	-------------	---------------	------------

**3) Email Statistics :-**

With Email:	851 - (100.00%)	Without Email:	0 - (0.00%)	<b>Total:</b>	<b>851</b>
-------------	-----------------	----------------	-------------	---------------	------------

**4) Aided/UnAided Statistics :-**

Aided:	495 - (58.17%)	UnAided:	356 - (41.83%)	<b>Total:</b>	<b>851</b>
--------	----------------	----------	----------------	---------------	------------

**5) Pincode Statistics :-**

	No. of Students	Male	Female
(1) Dockyard Road (400010) :	1 - (0.12%)	1 - (100.00%)	0 - (0.00%)
(2) Bandra East (400051) :	1 - (0.12%)	0 - (0.00%)	1 - (100.00%)
(3) Andheri West (400053) :	1 - (0.12%)	1 - (100.00%)	0 - (0.00%)
(4) Jogeshwari East (400060) :	2 - (0.24%)	1 - (50.00%)	1 - (50.00%)
(5) Madh (400061) :	1 - (0.12%)	1 - (100.00%)	0 - (0.00%)
(6) Goregaon West (400062) :	3 - (0.35%)	1 - (33.33%)	2 - (66.67%)
(7) Goregaon East (400063) :	34 - (4.01%)	18 - (52.94%)	16 - (47.06%)
(8) Malad West (400064) :	44 - (5.19%)	27 - (61.36%)	17 - (38.64%)
(9) Goregaon East (400065) :	16 - (1.89%)	9 - (56.25%)	7 - (43.75%)
(10) Borivali East (400066) :	10 - (1.18%)	7 - (70.00%)	3 - (30.00%)
(11) Kandivali West (400067) :	51 - (6.02%)	25 - (49.02%)	26 - (50.98%)
(12) Dahisar (400068) :	21 - (2.48%)	11 - (52.38%)	10 - (47.62%)
(13) Andheri East (400069) :	1 - (0.12%)	0 - (0.00%)	1 - (100.00%)
(14) Sakinaka (400072) :	1 - (0.12%)	0 - (0.00%)	1 - (100.00%)
(15) Borivali(West) (400091) :	5 - (0.59%)	1 - (20.00%)	4 - (80.00%)
(16) Borivali West (400092) :	7 - (0.83%)	2 - (28.57%)	5 - (71.43%)
(17) Malad(West) (400095) :	96 - (11.33%)	43 - (44.79%)	53 - (55.21%)
(18) Andheri East (400096) :	1 - (0.12%)	1 - (100.00%)	0 - (0.00%)
(19) Malad East (400097) :	158 - (18.65%)	67 - (42.41%)	91 - (57.59%)
(20) Kandivali East (400101) :	105 - (12.40%)	42 - (40.00%)	63 - (60.00%)
(21) Jogeshwari West (400102) :	1 - (0.12%)	1 - (100.00%)	0 - (0.00%)
(22) Mandapeshwar (400103) :	6 - (0.71%)	2 - (33.33%)	4 - (66.67%)
(23) Goregaon (west) (400104) :	58 - (6.85%)	27 - (46.55%)	31 - (53.45%)
(24) Bhayander West (401101) :	25 - (2.95%)	14 - (56.00%)	11 - (44.00%)
(25) Umbarpada (401102) :	2 - (0.24%)	0 - (0.00%)	2 - (100.00%)
(26) Mira Road East (401104) :	1 - (0.12%)	1 - (100.00%)	0 - (0.00%)
(27) Bhayander East (401105) :	50 - (5.90%)	25 - (50.00%)	25 - (50.00%)



(28) Mira Road West (401107) :	22 - (2.60%)	10 - (45.45%)	12 - (54.55%)
(29) Bassein Road (401202) :	6 - (0.71%)	3 - (50.00%)	3 - (50.00%)
(30) Sopara (401203) :	12 - (1.42%)	4 - (33.33%)	8 - (66.67%)
(31) Vasal East (401208) :	16 - (1.89%)	9 - (56.25%)	7 - (43.75%)
(32) Nallasopare E (401209) :	75 - (8.85%)	42 - (56.00%)	33 - (44.00%)
(33) Virar (401303) :	9 - (1.06%)	2 - (22.22%)	7 - (77.78%)
(34) Virar East (401305) :	4 - (0.47%)	3 - (75.00%)	1 - (25.00%)
(35) Boisar (401501) :	1 - (0.12%)	1 - (100.00%)	0 - (0.00%)
<b>Total :</b>	<b>847</b>	<b>402 - (47.46%)</b>	<b>445 - (52.54%)</b>

#### 6) Previous School/College Statistics :-

	No. of Students	Male	Female
(1) Durgadevi Saraf Junior College :	286 - (33.73%)	119 - (41.61%)	167 - (58.39%)
(2) - :	39 - (4.60%)	21 - (53.85%)	18 - (46.15%)
(3) Kandivall Education Society :	35 - (4.13%)	19 - (54.29%)	16 - (45.71%)
(4) Thakur College Of Science And Commerce :	29 - (3.42%)	15 - (51.72%)	14 - (48.28%)
(5) Prahladrai Dalmia Lions College Of Commerce & Economics :	29 - (3.42%)	12 - (41.38%)	17 - (58.62%)
(6) K.G. Mittal College Of Arts and Commerce :	28 - (3.30%)	16 - (57.14%)	12 - (42.86%)
(7) Others :	20 - (2.36%)	12 - (60.00%)	8 - (40.00%)
(8) St.Annes High School & Junior College :	18 - (2.12%)	6 - (33.33%)	12 - (66.67%)
(9) Shankar Narayan College Of Arts; Commerce & Science :	17 - (2.00%)	10 - (58.82%)	7 - (41.18%)
(10) Viva College :	12 - (1.42%)	5 - (41.67%)	7 - (58.33%)
(11) Nirmala Memorial Foundation College :	12 - (1.42%)	10 - (83.33%)	2 - (16.67%)
(12) P.D. Turakhia Junior College Of Commerce :	12 - (1.42%)	7 - (58.33%)	5 - (41.67%)
(13) S.N.D.T College :	11 - (1.30%)	0 - (0.00%)	11 - (100.00%)
(14) Mother Teresa English High School :	11 - (1.30%)	3 - (27.27%)	8 - (72.73%)
(15) Patkar College :	10 - (1.18%)	6 - (60.00%)	4 - (40.00%)
(16) P.D.Lions College :	10 - (1.18%)	4 - (40.00%)	6 - (60.00%)
(17) Esplanade High School & Jr. College :	9 - (1.06%)	6 - (66.67%)	3 - (33.33%)
(18) Bal Bharati Junior College :	9 - (1.06%)	7 - (77.78%)	2 - (22.22%)
(19) The Bombay Suburban Grain Dealers Jr College :	9 - (1.06%)	4 - (44.44%)	5 - (55.56%)
(20) Vidya Vikas Universal Junior College Of Commerce And Science :	9 - (1.06%)	7 - (77.78%)	2 - (22.22%)
(21) Mithibai College :	9 - (1.06%)	4 - (44.44%)	5 - (55.56%)
(22) St.Thomas High School & Jr. College :	7 - (0.83%)	3 - (42.86%)	4 - (57.14%)
(23) Lords Universal Junior College Of Commerce And Science :	7 - (0.83%)	3 - (42.86%)	4 - (57.14%)
(24) Bombay Suburban Grain Dealers Jr College :	7 - (0.83%)	5 - (71.43%)	2 - (28.57%)
(25) Narsee Monjee College :	6 - (0.71%)	5 - (83.33%)	1 - (16.67%)
(26) Adarsh Education Society Junior College	5 - (0.59%)	2 - (40.00%)	3 - (60.00%)
(27) Ulkarsha vidyalaya :	5 - (0.59%)	3 - (60.00%)	2 - (40.00%)



(28) Mother Mary English School & Junior College :	5 - (0.59%)	0 - (0.00%)	5 - (100.00%)
(29) St.Francis D Assisi High School & Junior College :	4 - (0.47%)	2 - (50.00%)	2 - (50.00%)
(30) Pancham Vidyalay & Jr.College :	4 - (0.47%)	4 - (100.00%)	0 - (0.00%)
(31) Thakur Vidyamandir High School & Jr. College :	4 - (0.47%)	2 - (50.00%)	2 - (50.00%)
(32) Vivek College of Commerce :	4 - (0.47%)	1 - (25.00%)	3 - (75.00%)
(33) D G Khetan International School :	4 - (0.47%)	0 - (0.00%)	4 - (100.00%)
(34) Nagindas Khandwala College Of Commerce :	4 - (0.47%)	0 - (0.00%)	4 - (100.00%)
(35) Sathaye College :	4 - (0.47%)	1 - (25.00%)	3 - (75.00%)
(36) Holy Family Convert High School And Junior College :	4 - (0.47%)	2 - (50.00%)	2 - (50.00%)
(37) Sanskardham Kelavani Mandal Jr College :	4 - (0.47%)	3 - (75.00%)	1 - (25.00%)
(38) Bhavans College :	4 - (0.47%)	3 - (75.00%)	1 - (25.00%)
(39) Nirmala Memorial High School :	4 - (0.47%)	2 - (50.00%)	2 - (50.00%)
(40) Seth Vidhya Mandir Junior College :	4 - (0.47%)	2 - (50.00%)	2 - (50.00%)
(41) Abhinav Vidya Mandir :	4 - (0.47%)	2 - (50.00%)	2 - (50.00%)
(42) Anudatt Vidyalaya & Junior College :	3 - (0.35%)	0 - (0.00%)	3 - (100.00%)
(43) Kendriya Vidyalaya :	3 - (0.35%)	1 - (33.33%)	2 - (66.67%)
(44) Kala Vidyalaya High School :	3 - (0.35%)	1 - (33.33%)	2 - (66.67%)
(45) Dr.T.R. Naravane Vidyalaya :	3 - (0.35%)	3 - (100.00%)	0 - (0.00%)
(46) Seth Kanjibhai Vithaldas Parekh Anand Junior College :	3 - (0.35%)	3 - (100.00%)	0 - (0.00%)
(47) Gokhale College Of Arts And Commerce :	3 - (0.35%)	0 - (0.00%)	3 - (100.00%)
(48) Ghanshyamdas Saraf College Of Arts & Commerce :	3 - (0.35%)	1 - (33.33%)	2 - (66.67%)
(49) G.H Junior College :	3 - (0.35%)	2 - (66.67%)	1 - (33.33%)
(50) J.H.Poddar High School,Bhayander (West) :	3 - (0.35%)	3 - (100.00%)	0 - (0.00%)
(51) ST. Willibordes High School :	3 - (0.35%)	2 - (66.67%)	1 - (33.33%)
(52) Ghanshyamdas Jalan Junior College Of Science And Commerce :	3 - (0.35%)	2 - (66.67%)	1 - (33.33%)
(53) Thakur Ramnarayan College of Arts & Commerce :	3 - (0.35%)	1 - (33.33%)	2 - (66.67%)
(54) A.P.College of Commerce and Science :	2 - (0.24%)	2 - (100.00%)	0 - (0.00%)
(55) Reena Mehata High School :	2 - (0.24%)	0 - (0.00%)	2 - (100.00%)
(56) Rustomjee International School And Junior College :	2 - (0.24%)	2 - (100.00%)	0 - (0.00%)
(57) Rana Pratap Madhyamik School :	2 - (0.24%)	2 - (100.00%)	0 - (0.00%)
(58) Adarsh Education Society :	2 - (0.24%)	1 - (50.00%)	1 - (50.00%)
(59) Mother Marys English High School :	2 - (0.24%)	0 - (0.00%)	2 - (100.00%)
(60) Oriental Public School & College :	2 - (0.24%)	0 - (0.00%)	2 - (100.00%)
(61) Prakash College :	2 - (0.24%)	1 - (50.00%)	1 - (50.00%)
(62) Nirmal Junior College of Science and Commerce :	2 - (0.24%)	2 - (100.00%)	0 - (0.00%)
(63) Sailee Junior College Of Commerce :	2 - (0.24%)	1 - (50.00%)	1 - (50.00%)
(64) Gyan Sagar Vidya Mandir :	2 - (0.24%)	1 - (50.00%)	1 - (50.00%)



(65) Sudarshan College :	2 - (0.24%)	2 - (100.00%)	0 - (0.00%)
(66) St.Rocks College Of Commerce And Science :	2 - (0.24%)	0 - (0.00%)	2 - (100.00%)
(67) St.Aloysius High School & Jr. College of Science & Commerce :	2 - (0.24%)	1 - (50.00%)	1 - (50.00%)
(68) St.Augasthi High School :	1 - (0.12%)	0 - (0.00%)	1 - (100.00%)
(69) DALY COLLEGE :	1 - (0.12%)	1 - (100.00%)	0 - (0.00%)
(70) Balbharatis Maghanmal J. Pancholla Jr. College :	1 - (0.12%)	1 - (100.00%)	0 - (0.00%)
(71) St.Stanislaus High School :	1 - (0.12%)	1 - (100.00%)	0 - (0.00%)
(72) Our Lady of Nazareth High School & Jr. College :	1 - (0.12%)	0 - (0.00%)	1 - (100.00%)
(73) Gurunanak Pub Sr Sec School :	1 - (0.12%)	0 - (0.00%)	1 - (100.00%)
(74) Kasturben Dharamshi Nagda College :	1 - (0.12%)	0 - (0.00%)	1 - (100.00%)
(75) Divine Providence High School :	1 - (0.12%)	0 - (0.00%)	1 - (100.00%)
(76) St.Mathews High School :	1 - (0.12%)	1 - (100.00%)	0 - (0.00%)
(77) Shailendra Education Societys English Secondary School :	1 - (0.12%)	1 - (100.00%)	0 - (0.00%)
(78) Pal Rajendra High School :	1 - (0.12%)	0 - (0.00%)	1 - (100.00%)
(79) Gokuldham High School And Junior College :	1 - (0.12%)	1 - (100.00%)	0 - (0.00%)
(80) M.T.S. Khalsa High School & Junior College of Commerce :	1 - (0.12%)	1 - (100.00%)	0 - (0.00%)
(81) K. P. B. Hinduja College Of Commerce :	1 - (0.12%)	0 - (0.00%)	1 - (100.00%)
(82) Ramzanali Jr. College Of Commerce & Arts :	1 - (0.12%)	1 - (100.00%)	0 - (0.00%)
(83) M.K.E.S. English School :	1 - (0.12%)	0 - (0.00%)	1 - (100.00%)
(84) Pioneer Public School & College :	1 - (0.12%)	0 - (0.00%)	1 - (100.00%)
(85) Hiranandani High School :	1 - (0.12%)	0 - (0.00%)	1 - (100.00%)
(86) Bhausahab Vartak Collage :	1 - (0.12%)	0 - (0.00%)	1 - (100.00%)
(87) Sardar Vallabhnbhai Patel Vidyalaya :	1 - (0.12%)	0 - (0.00%)	1 - (100.00%)
(88) Dhirajlal Talkchand Sankalchand Shah College Of Commerce :	1 - (0.12%)	0 - (0.00%)	1 - (100.00%)
(89) Iqra English School :	1 - (0.12%)	1 - (100.00%)	0 - (0.00%)
(90) Saraswati Vidya Mandir High School :	1 - (0.12%)	1 - (100.00%)	0 - (0.00%)
(91) Thomas Baptista Junior College :	1 - (0.12%)	0 - (0.00%)	1 - (100.00%)
(92) Utkarsha Mandir High School :	1 - (0.12%)	0 - (0.00%)	1 - (100.00%)
(93) Dyansadhana JR. College Of Commerce :	1 - (0.12%)	0 - (0.00%)	1 - (100.00%)
(94) Ghanshyamdas Saraf College of Arts & Commerce :	1 - (0.12%)	0 - (0.00%)	1 - (100.00%)
(95) Chetna College :	1 - (0.12%)	1 - (100.00%)	0 - (0.00%)
(96) B.K.Shroff Commerce College :	1 - (0.12%)	0 - (0.00%)	1 - (100.00%)
(97) Seth Goplaji Hemraj High School & Junior College :	1 - (0.12%)	0 - (0.00%)	1 - (100.00%)
(98) Alpha Jr College Of Commerce & Science :	1 - (0.12%)	0 - (0.00%)	1 - (100.00%)
(99) Airport Junior College :	1 - (0.12%)	1 - (100.00%)	0 - (0.00%)
(100) St.Andrews College :	1 - (0.12%)	1 - (100.00%)	0 - (0.00%)
(101) Sudarshan English High School :	1 - (0.12%)	0 - (0.00%)	1 - (100.00%)





(102) Elphinstone College :	1 - (0.12%)	0 - (0.00%)	1 - (100.00%)
(103) Mother Velenkani Eng. School :	1 - (0.12%)	1 - (100.00%)	0 - (0.00%)
(104) Kanchan Junior College :	1 - (0.12%)	1 - (100.00%)	0 - (0.00%)
(105) Rahul English High School :	1 - (0.12%)	1 - (100.00%)	0 - (0.00%)
(106) Vidyabhushan Junior College :	1 - (0.12%)	1 - (100.00%)	0 - (0.00%)
(107) Cambridge School :	1 - (0.12%)	0 - (0.00%)	1 - (100.00%)
(108) Bharti Vidya Mandir Hindi Night School :	1 - (0.12%)	1 - (100.00%)	0 - (0.00%)
(109) Lokmanya Vidyalay and Junior College of Arts and Commerce :	1 - (0.12%)	1 - (100.00%)	0 - (0.00%)
(110) Mmk Junior College Of Commerce :	1 - (0.12%)	1 - (100.00%)	0 - (0.00%)
(111) St.Marys English School :	1 - (0.12%)	1 - (100.00%)	0 - (0.00%)
(112) Rajasthan Board Of Secondry Education :	1 - (0.12%)	0 - (0.00%)	1 - (100.00%)
(113) G.M.International School :	1 - (0.12%)	0 - (0.00%)	1 - (100.00%)
(114) Pratham Colege Of Commerce And Science :	1 - (0.12%)	1 - (100.00%)	0 - (0.00%)
(115) Rk College :	1 - (0.12%)	0 - (0.00%)	1 - (100.00%)
(116) Vivek Vidyataya :	1 - (0.12%)	0 - (0.00%)	1 - (100.00%)
(117) Millat High School :	1 - (0.12%)	1 - (100.00%)	0 - (0.00%)
(118) Taktaben Sheshmal Bafna Jr College :	1 - (0.12%)	0 - (0.00%)	1 - (100.00%)
(119) Royal College :	1 - (0.12%)	0 - (0.00%)	1 - (100.00%)
(120) St.Peters Junior College :	1 - (0.12%)	1 - (100.00%)	0 - (0.00%)
(121) TheSouth Indian Education Welfare Society High School :	1 - (0.12%)	0 - (0.00%)	1 - (100.00%)
(122) Bhavans Hazarimal Somani College :	1 - (0.12%)	0 - (0.00%)	1 - (100.00%)
(123) Thakur Shyamnarayan High School :	1 - (0.12%)	1 - (100.00%)	0 - (0.00%)
(124) Tree House :	1 - (0.12%)	0 - (0.00%)	1 - (100.00%)
(125) Rahul Hindi High School :	1 - (0.12%)	0 - (0.00%)	1 - (100.00%)
(126) Ramzanali Shaikh English High School :	1 - (0.12%)	1 - (100.00%)	0 - (0.00%)
(127) Modern High School :	1 - (0.12%)	1 - (100.00%)	0 - (0.00%)
(128) RR International College :	1 - (0.12%)	0 - (0.00%)	1 - (100.00%)
(129) R.R. Shivam Bal Vidya Mandir :	1 - (0.12%)	1 - (100.00%)	0 - (0.00%)
(130) L.N.College. :	1 - (0.12%)	0 - (0.00%)	1 - (100.00%)
(131) Dtss College Of Commerce :	1 - (0.12%)	1 - (100.00%)	0 - (0.00%)
(132) Ritumbara College :	1 - (0.12%)	1 - (100.00%)	0 - (0.00%)
(133) Mary Immaculate Girls High School :	1 - (0.12%)	0 - (0.00%)	1 - (100.00%)
<b>Total :</b>	<b>848</b>	<b>402 - (47.41%)</b>	<b>446 - (52.59%)</b>

#### 7) Religion Statistics :-

	No. of Students	Male	Female
(1) HINDUISM :	694 - (81.74%)	339 - (48.85%)	355 - (51.15%)
(2) ISLAM :	100 - (11.78%)	42 - (42.00%)	58 - (58.00%)
(3) JAINISM :	38 - (4.48%)	18 - (47.37%)	20 - (52.63%)



(4) CHRISTIANITY :	11 - (1.30%)	5 - (45.45%)	6 - (54.55%)
(5) BUDDHISM :	4 - (0.47%)	1 - (25.00%)	3 - (75.00%)
(6) OTHERS :	2 - (0.24%)	0 - (0.00%)	2 - (100.00%)
<b>Total :</b>	<b>849</b>	<b>405 - (47.70%)</b>	<b>444 - (52.30%)</b>

#### 8) Community Statistics :-

	No. of Students	Male	Female
(1) HINDU :	420 - (49.47%)	202 - (48.10%)	218 - (51.90%)
(2) MUSLIM :	98 - (11.54%)	42 - (42.86%)	56 - (57.14%)
(3) MARWARI :	89 - (10.48%)	44 - (49.44%)	45 - (50.56%)
(4) GUJARATI :	56 - (6.60%)	31 - (55.36%)	25 - (44.64%)
(5) MAHARASHTRIAN :	56 - (6.60%)	28 - (50.00%)	28 - (50.00%)
(6) BRAHMIN :	34 - (4.00%)	16 - (47.06%)	18 - (52.94%)
(7) JAIN :	30 - (3.53%)	18 - (60.00%)	12 - (40.00%)
(8) RAJASTHANI :	25 - (2.94%)	15 - (60.00%)	10 - (40.00%)
(9) BENGALI :	10 - (1.18%)	1 - (10.00%)	9 - (90.00%)
(10) CHRISTIAN / CATHOLIC :	9 - (1.06%)	4 - (44.44%)	5 - (55.56%)
(11) TELUGU :	6 - (0.71%)	2 - (33.33%)	4 - (66.67%)
(12) OTHER :	5 - (0.59%)	0 - (0.00%)	5 - (100.00%)
(13) BUDDHIST :	4 - (0.47%)	1 - (25.00%)	3 - (75.00%)
(14) BUNT :	3 - (0.35%)	1 - (33.33%)	2 - (66.67%)
(15) TAMIL :	2 - (0.24%)	0 - (0.00%)	2 - (100.00%)
(16) PUNJABI :	1 - (0.12%)	0 - (0.00%)	1 - (100.00%)
(17) NAIR :	1 - (0.12%)	0 - (0.00%)	1 - (100.00%)
<b>Total :</b>	<b>849</b>	<b>405 - (47.70%)</b>	<b>444 - (52.30%)</b>

#### 9) Caste Statistics :-

	No. of Students	Male	Female
(1) HINDU :	409 - (48.17%)	189 - (46.21%)	220 - (53.79%)
(2) MUSLIM :	100 - (11.78%)	42 - (42.00%)	58 - (58.00%)
(3) MARWARI :	98 - (11.54%)	54 - (55.10%)	44 - (44.90%)
(4) GUJARATI :	56 - (6.60%)	33 - (58.93%)	23 - (41.07%)
(5) MARATHA :	40 - (4.71%)	21 - (52.50%)	19 - (47.50%)
(6) JAIN :	32 - (3.77%)	16 - (50.00%)	16 - (50.00%)
(7) BIHARI :	28 - (3.30%)	15 - (53.57%)	13 - (46.43%)
(8) BRAHMIN :	25 - (2.94%)	12 - (48.00%)	13 - (52.00%)
(9) BENGALI :	11 - (1.30%)	1 - (9.09%)	10 - (90.91%)
(10) OTHER :	10 - (1.18%)	2 - (20.00%)	8 - (80.00%)
(11) CHRISTIAN :	9 - (1.06%)	3 - (33.33%)	6 - (66.67%)
(12) TELUGU :	6 - (0.71%)	2 - (33.33%)	4 - (66.67%)
(13) AGARWAL :	6 - (0.71%)	5 - (83.33%)	1 - (16.67%)



(14) MAHESHWARI :	4 - (0.47%)	3 - (75.00%)	1 - (25.00%)
(15) Buddhist :	4 - (0.47%)	1 - (25.00%)	3 - (75.00%)
(16) - :	3 - (0.35%)	3 - (100.00%)	0 - (0.00%)
(17) NEPALI :	2 - (0.24%)	1 - (50.00%)	1 - (50.00%)
(18) RAJPUT :	2 - (0.24%)	1 - (50.00%)	1 - (50.00%)
(19) TAMIL :	2 - (0.24%)	1 - (50.00%)	1 - (50.00%)
(20) PUNJABI :	1 - (0.12%)	0 - (0.00%)	1 - (100.00%)
(21) NAIR :	1 - (0.12%)	0 - (0.00%)	1 - (100.00%)
<b>Total :</b>	<b>849</b>	<b>405 - (47.70%)</b>	<b>444 - (52.30%)</b>

10) Reserve Category Statistics :-	No. of Students	Male	Female
(1) OPEN :	788 - (92.82%)	372 - (47.21%)	416 - (52.79%)
(2) OBC :	42 - (4.95%)	24 - (57.14%)	18 - (42.86%)
(3) SC :	12 - (1.41%)	6 - (50.00%)	6 - (50.00%)
(4) VJ / DT / NT(A) :	3 - (0.35%)	1 - (33.33%)	2 - (66.67%)
(5) SBC :	2 - (0.24%)	1 - (50.00%)	1 - (50.00%)
(6) NT(C) :	1 - (0.12%)	1 - (100.00%)	0 - (0.00%)
(7) ST :	1 - (0.12%)	0 - (0.00%)	1 - (100.00%)
<b>Total :</b>	<b>849</b>	<b>405 - (47.70%)</b>	<b>444 - (52.30%)</b>

11) MotherTounge Statistics :-	No. of Students	Male	Female
(1) Hindi :	486 - (57.11%)	228 - (46.91%)	258 - (53.09%)
(2) Marathi :	107 - (12.57%)	51 - (47.66%)	56 - (52.34%)
(3) Marwari :	104 - (12.22%)	51 - (49.04%)	53 - (50.96%)
(4) Gujarati :	78 - (9.17%)	46 - (58.97%)	32 - (41.03%)
(5) Urdu :	16 - (1.88%)	5 - (31.25%)	11 - (68.75%)
(6) Bengali :	13 - (1.53%)	2 - (15.38%)	11 - (84.62%)
(7) Maithili :	7 - (0.82%)	6 - (85.71%)	1 - (14.29%)
(8) Tulu :	6 - (0.71%)	3 - (50.00%)	3 - (50.00%)
(9) Kannada :	6 - (0.71%)	1 - (16.67%)	5 - (83.33%)
(10) Telugu :	6 - (0.71%)	2 - (33.33%)	4 - (66.67%)
(11) Konkani :	5 - (0.59%)	4 - (80.00%)	1 - (20.00%)
(12) Tamil :	4 - (0.47%)	2 - (50.00%)	2 - (50.00%)
(13) Malayalam :	3 - (0.35%)	1 - (33.33%)	2 - (66.67%)
(14) Odisha :	3 - (0.35%)	0 - (0.00%)	3 - (100.00%)
(15) Other :	3 - (0.35%)	1 - (33.33%)	2 - (66.67%)
(16) Nepali :	2 - (0.24%)	1 - (50.00%)	1 - (50.00%)
(17) Not Available :	1 - (0.12%)	0 - (0.00%)	1 - (100.00%)
(18) English :	1 - (0.12%)	1 - (100.00%)	0 - (0.00%)



Total :

851

405 - (47.59%)

446 - (52.41%)

## Father Statistics

## 1) Email Statistics :-

With Email:	846 - (99.41%)	Without Email:	5 - (0.59%)	<b>Total:</b>	<b>851</b>
-------------	----------------	----------------	-------------	---------------	------------

## 2) Mobile Statistics :-

With Mobile:	851 - (100.00%)	Without Mobile:	0 - (0.00%)	<b>Total:</b>	<b>851</b>
--------------	-----------------	-----------------	-------------	---------------	------------

## 3) Occupation Statistics :-

Government Employees:	4 - (0.47%)	Private Employees:	847 - (99.53%)	<b>Total:</b>	<b>851</b>
-----------------------	-------------	--------------------	----------------	---------------	------------

## 4) Income Statistics :-

Less Than 50000:	73- (8.58)	Between 50000 to 100000:	220- (25.85)	Between 100001 to 250000:	296- (34.78)	<b>Total:</b>	<b>851</b>
Between 250001 to 500000:	176- (20.68)	Greater than 500000:	86- (10.11)				

## 5) Profession Statistics :-

	No. of Students
(1) SERVICE	281(33.10)
(2) BUSINESS	248(29.21)
(3) DRIVER	83(9.78)
(4) OTHERS	63(7.42)
(5) SELF EMPLOYED	59(6.95)
(6) PRIVATE SERVICE	28(3.30)
(7) PASSED AWAY	18(2.12)
(8) ACCOUNTANT	11(1.30)
(9) RETIRED	8(0.94)
(10) FARMER	6(0.71)
(11) CHEF	5(0.59)
(12) PROFESSIONAL	5(0.59)
(13) HOME MAKER	4(0.47)
(14) GOVT.EMPLOYEE	4(0.47)
(15) TEACHER	3(0.35)
(16) AGENT	3(0.35)
(17) HAWKER	3(0.35)
(18) GOVERNMENT SERVICE	3(0.35)
(19) INTERIOR DESIGNER	3(0.35)
(20) TRADER	2(0.24)
(21) COOK	2(0.24)
(22) IT OFFICER	1(0.12)
(23) SOCIAL WORKER	1(0.12)
(24) HOTELIER	1(0.12)
(25) HOUSEWIFE	1(0.12)
(26) EVENT MANAGER	1(0.12)
(27) SOFTWARE PROFESSIONAL	1(0.12)
(28) CLERK	1(0.12)

Total

849



## Mother Statistics

## 1) Email Statistics :-

With Email:	- (0.00%)	Without Email:	- (0.00%)	<b>Total:</b>	
-------------	-----------	----------------	-----------	---------------	--

## 2) Mobile Statistics :-

With Mobile:	- (0.00%)	Without Mobile:	- (0.00%)	<b>Total:</b>	
--------------	-----------	-----------------	-----------	---------------	--

## 3) Occupation Statistics :-

Government Employees:	- (0.00%)	Private Employees:	- (0.00%)	<b>Total:</b>	
-----------------------	-----------	--------------------	-----------	---------------	--

## 4) Income Statistics :-

Less Than 50000: - (0.00 )	Between 50000 to 100000: - (0.00 )	Between 100001 to 250000: - (0.00 )
Between 250001 to 500000: - (0.00 )	Greater than 500000: - (0.00 )	<b>Total:</b>

**5) Profession Statistics :-**

	No. of Students
(1) HOUSEWIFE	693(81.63)
(2) HOME MAKER	89(10.48)
(3) SERVICE	22(2.59)
(4) BUSINESS	7(0.82)
(5) OTHERS	7(0.82)
(6) TEACHER	7(0.82)
(7) COOK	6(0.71)
(8) SELF EMPLOYED	4(0.47)
(9) PASSED AWAY	4(0.47)
(10) PROFESSOR	2(0.24)
(11) PEON/MAID/NURSE/HELPER	2(0.24)
(12) PRIVATE SERVICE	1(0.12)
(13) EVENT MANAGER	1(0.12)
(14) SOCIAL WORKER	1(0.12)
(15) DRIVER	1(0.12)
(16) POLITICIAN	1(0.12)
(17) TRADER	1(0.12)
<b>Total</b>	<b>849</b>



*Ashwadevi*  
**PRINCIPAL**  
 Rajasthani Sammelan Education Trust  
 Ghanshyamdas Saraf College  
 (Arts & Commerce)  
 Malad West, Mumbai - 400 064

Ghanshyamdas Saraf College of Arts & Commerce  
Students Statistics Reports (MIS 102)

Branch : Self Finance (UG) Course : BMS Year : FY Academic Year : 2023-2024

**1) Gender Statistics :-**

Male :	51 - (36.43%)	Female :	89 - (63.57%)	<b>Total:</b>	<b>140</b>
--------	---------------	----------	---------------	---------------	------------

**2) Mobile Statistics :-**

With Mobile No :	140 - (100.00%)	Without Mobile No :	0 - (0.00%)	<b>Total:</b>	<b>140</b>
------------------	-----------------	---------------------	-------------	---------------	------------

**3) Email Statistics :-**

With Email:	140 - (100.00%)	Without Email:	0 - (0.00%)	<b>Total:</b>	<b>140</b>
-------------	-----------------	----------------	-------------	---------------	------------

**4) Aided/UnAided Statistics :-**

Aided:	0 - (0.00%)	UnAided:	140 - (100.00%)	<b>Total:</b>	<b>140</b>
--------	-------------	----------	-----------------	---------------	------------

**5) Pincode Statistics :-**

	No. of Students	Male	Female
(1) Bandra East (400051) :	1 - (0.72%)	1 - (100.00%)	0 - (0.00%)
(2) Ville Parle East (400057) :	1 - (0.72%)	0 - (0.00%)	1 - (100.00%)
(3) Andheri Railway Station (400058) :	1 - (0.72%)	1 - (100.00%)	0 - (0.00%)
(4) Jogeshwari East (400060) :	3 - (2.17%)	1 - (33.33%)	2 - (66.67%)
(5) Madh (400061) :	1 - (0.72%)	0 - (0.00%)	1 - (100.00%)
(6) Goregaon East (400063) :	3 - (2.17%)	2 - (66.67%)	1 - (33.33%)
(7) Malad West (400064) :	19 - (13.77%)	8 - (42.11%)	11 - (57.89%)
(8) Goregaon East (400065) :	3 - (2.17%)	0 - (0.00%)	3 - (100.00%)
(9) Borivali East (400066) :	1 - (0.72%)	0 - (0.00%)	1 - (100.00%)
(10) Kandivali West (400067) :	6 - (4.35%)	4 - (66.67%)	2 - (33.33%)
(11) Dahisar (400068) :	1 - (0.72%)	0 - (0.00%)	1 - (100.00%)
(12) Borivali West (400092) :	2 - (1.45%)	1 - (50.00%)	1 - (50.00%)
(13) Malad(West) (400095) :	9 - (6.52%)	3 - (33.33%)	6 - (66.67%)
(14) Malad East (400097) :	8 - (5.80%)	1 - (12.50%)	7 - (87.50%)
(15) Kandivali East (400101) :	9 - (6.52%)	3 - (33.33%)	6 - (66.67%)
(16) Jogeshwari West (400102) :	2 - (1.45%)	0 - (0.00%)	2 - (100.00%)
(17) Mandapeshwar (400103) :	1 - (0.72%)	0 - (0.00%)	1 - (100.00%)
(18) Goregaon (west) (400104) :	10 - (7.25%)	4 - (40.00%)	6 - (60.00%)
(19) Bhayander West (401101) :	6 - (4.35%)	3 - (50.00%)	3 - (50.00%)
(20) Bhayander East (401105) :	15 - (10.87%)	5 - (33.33%)	10 - (66.67%)
(21) Mira Road West (401107) :	7 - (5.07%)	2 - (28.57%)	5 - (71.43%)
(22) Bassein Road (401202) :	2 - (1.45%)	1 - (50.00%)	1 - (50.00%)
(23) Sopara (401203) :	3 - (2.17%)	0 - (0.00%)	3 - (100.00%)
(24) Papdi (401207) :	1 - (0.72%)	1 - (100.00%)	0 - (0.00%)
(25) Vasai East (401208) :	5 - (3.62%)	2 - (40.00%)	3 - (60.00%)
(26) Nallasopare E (401209) :	15 - (10.87%)	7 - (46.67%)	8 - (53.33%)
(27) Virar (401303) :	1 - (0.72%)	0 - (0.00%)	1 - (100.00%)



(28) Virar East (401305) :	1 - (0.72%)	1 - (100.00%)	0 - (0.00%)
(29) Bolar (401501) :	1 - (0.72%)	0 - (0.00%)	1 - (100.00%)
<b>Total :</b>	<b>138</b>	<b>51 - (36.96%)</b>	<b>87 - (63.04%)</b>

**6) Previous School/College Statistics :-**

	No. of Students	Male	Female
(1) Durgadevi Saraf Junior College :	54 - (38.57%)	21 - (38.89%)	33 - (61.11%)
(2) - :	9 - (6.43%)	3 - (33.33%)	6 - (66.67%)
(3) K.G. Mittal College Of Arts and Commerce :	4 - (2.86%)	2 - (50.00%)	2 - (50.00%)
(4) Mother Mary English School & Junior College :	4 - (2.86%)	0 - (0.00%)	4 - (100.00%)
(5) Patkar College :	3 - (2.14%)	1 - (33.33%)	2 - (66.67%)
(6) St.Annes High School & Junior College :	3 - (2.14%)	1 - (33.33%)	2 - (66.67%)
(7) Adarsh Education Society Junior College :	3 - (2.14%)	3 - (100.00%)	0 - (0.00%)
(8) Thakur College Of Science And Commerce :	3 - (2.14%)	2 - (66.67%)	1 - (33.33%)
(9) P.D,Lions College :	2 - (1.43%)	0 - (0.00%)	2 - (100.00%)
(10) Bal Bharati Junior College :	2 - (1.43%)	1 - (50.00%)	1 - (50.00%)
(11) Shankar Narayan College Of Arts, Commerce & Science :	2 - (1.43%)	1 - (50.00%)	1 - (50.00%)
(12) Ghanshyamdas Saraf College Of Arts & Commerce :	2 - (1.43%)	0 - (0.00%)	2 - (100.00%)
(13) S.N.D.T College :	2 - (1.43%)	0 - (0.00%)	2 - (100.00%)
(14) Holy Family Convert High School And Junior College :	2 - (1.43%)	2 - (100.00%)	0 - (0.00%)
(15) Sathaye College :	2 - (1.43%)	1 - (50.00%)	1 - (50.00%)
(16) Mithibai College :	2 - (1.43%)	0 - (0.00%)	2 - (100.00%)
(17) Others :	2 - (1.43%)	1 - (50.00%)	1 - (50.00%)
(18) K. P. B. Hinduja College Of Commerce :	2 - (1.43%)	2 - (100.00%)	0 - (0.00%)
(19) St.Thomas High School & Jr. College :	2 - (1.43%)	1 - (50.00%)	1 - (50.00%)
(20) Sanskardham Kelavani Mandal Jr College :	2 - (1.43%)	1 - (50.00%)	1 - (50.00%)
(21) Gyan Kendra Junior College :	1 - (0.71%)	0 - (0.00%)	1 - (100.00%)
(22) Elphinstone College :	1 - (0.71%)	0 - (0.00%)	1 - (100.00%)
(23) St.Rocks College Of Commerce And Science :	1 - (0.71%)	1 - (100.00%)	0 - (0.00%)
(24) The Bombay Suburban Grain Dealers Jr College :	1 - (0.71%)	0 - (0.00%)	1 - (100.00%)
(25) Kanchan Junior College :	1 - (0.71%)	0 - (0.00%)	1 - (100.00%)
(26) Mother Teresa English High School :	1 - (0.71%)	0 - (0.00%)	1 - (100.00%)
(27) Bombay Suburban Grain Dealers Jr College :	1 - (0.71%)	0 - (0.00%)	1 - (100.00%)
(28) Thomas Baptista Junior College :	1 - (0.71%)	1 - (100.00%)	0 - (0.00%)
(29) Seth Vidhya Mandir Junior College :	1 - (0.71%)	0 - (0.00%)	1 - (100.00%)
(30) Balbharatis Maghanmal J. Pancholia Jr. College :	1 - (0.71%)	0 - (0.00%)	1 - (100.00%)
(31) Kendriya Vidyalaya :	1 - (0.71%)	0 - (0.00%)	1 - (100.00%)
(32) The Scholars High School :	1 - (0.71%)	0 - (0.00%)	1 - (100.00%)
(33) Kandivali Education Society :	1 - (0.71%)	1 - (100.00%)	0 - (0.00%)



(34) Ravindra Bharati High School & J.R. College of Commerce & Science :	1 - (0.71%)	1 - (100.00%)	0 - (0.00%)
(35) ICL School :	1 - (0.71%)	0 - (0.00%)	1 - (100.00%)
(36) St.Francis D Assisi High School & Junior College :	1 - (0.71%)	0 - (0.00%)	1 - (100.00%)
(37) Shri Tikamdas Purshotam Bhatia College :	1 - (0.71%)	0 - (0.00%)	1 - (100.00%)
(38) Vidya Varidhi Vidyalyaya :	1 - (0.71%)	1 - (100.00%)	0 - (0.00%)
(39) U.S. English School :	1 - (0.71%)	0 - (0.00%)	1 - (100.00%)
(40) Thakur Ramnarayan College of Arts & Commerce :	1 - (0.71%)	0 - (0.00%)	1 - (100.00%)
(41) ST. Willibordes High School :	1 - (0.71%)	0 - (0.00%)	1 - (100.00%)
(42) Nirmala Memorial Foundation College :	1 - (0.71%)	0 - (0.00%)	1 - (100.00%)
(43) Esplanade High School & Jr. College :	1 - (0.71%)	0 - (0.00%)	1 - (100.00%)
(44) N L Dalmia :	1 - (0.71%)	0 - (0.00%)	1 - (100.00%)
(45) Malini Kishor Sanghvi College Of Commerce And Economics :	1 - (0.71%)	1 - (100.00%)	0 - (0.00%)
(46) K.H.M,W. Junior College :	1 - (0.71%)	0 - (0.00%)	1 - (100.00%)
(47) Sv,M High School :	1 - (0.71%)	0 - (0.00%)	1 - (100.00%)
(48) Reena Mehata High School :	1 - (0.71%)	0 - (0.00%)	1 - (100.00%)
(49) Bangur Nagar Vidya Bhawan & Junior College :	1 - (0.71%)	0 - (0.00%)	1 - (100.00%)
(50) Vartak College :	1 - (0.71%)	0 - (0.00%)	1 - (100.00%)
(51) Lords Universal Junior College Of Commerce And Science :	1 - (0.71%)	1 - (100.00%)	0 - (0.00%)
(52) Mmk Junior College Of Commerce :	1 - (0.71%)	1 - (100.00%)	0 - (0.00%)
(53) St.Peters Junior College :	1 - (0.71%)	0 - (0.00%)	1 - (100.00%)
<b>Total :</b>	<b>140</b>	<b>51 - (36.43%)</b>	<b>89 - (63.57%)</b>

#### 7) Religion Statistics :-

	No. of Students	Male	Female
(1) HINDUISM :	108 - (77.14%)	41 - (37.96%)	67 - (62.04%)
(2) ISLAM :	14 - (10.00%)	3 - (21.43%)	11 - (78.57%)
(3) JAINISM :	8 - (5.71%)	4 - (50.00%)	4 - (50.00%)
(4) CHRISTIANITY :	7 - (5.00%)	3 - (42.86%)	4 - (57.14%)
(5) BUDDHISM :	2 - (1.43%)	0 - (0.00%)	2 - (100.00%)
(6) OTHERS :	1 - (0.71%)	0 - (0.00%)	1 - (100.00%)
<b>Total :</b>	<b>140</b>	<b>51 - (36.43%)</b>	<b>89 - (63.57%)</b>

#### 8) Community Statistics :-

	No. of Students	Male	Female
(1) HINDU :	58 - (41.43%)	22 - (37.93%)	36 - (62.07%)
(2) MARWARI :	18 - (12.86%)	7 - (38.89%)	11 - (61.11%)
(3) MUSLIM :	14 - (10.00%)	3 - (21.43%)	11 - (78.57%)
(4) GUJARATI :	12 - (8.57%)	9 - (75.00%)	3 - (25.00%)
(5) MAHARASHTRIAN :	10 - (7.14%)	0 - (0.00%)	10 - (100.00%)
(6) CHRISTIAN / CATHOLIC :	7 - (5.00%)	3 - (42.86%)	4 - (57.14%)
(7) BRAHMIN :	6 - (4.29%)	1 - (16.67%)	5 - (83.33%)





(8) JAIN :	5 - (3.57%)	2 - (40.00%)	3 - (60.00%)
(9) RAJASTHANI :	4 - (2.86%)	2 - (50.00%)	2 - (50.00%)
(10) BENGALI :	3 - (2.14%)	1 - (33.33%)	2 - (66.67%)
(11) TELUGU :	2 - (1.43%)	1 - (50.00%)	1 - (50.00%)
(12) PUNJABI :	1 - (0.71%)	0 - (0.00%)	1 - (100.00%)
<b>Total :</b>	<b>140</b>	<b>51 - (36.43%)</b>	<b>89 - (63.57%)</b>

#### 9) Caste Statistics :-

	No. of Students	Male	Female
(1) HINDU :	53 - (37.86%)	16 - (30.19%)	37 - (69.81%)
(2) MARWARI :	21 - (15.00%)	6 - (28.57%)	15 - (71.43%)
(3) MUSLIM :	14 - (10.00%)	3 - (21.43%)	11 - (78.57%)
(4) GUJARATI :	9 - (6.43%)	8 - (88.89%)	1 - (11.11%)
(5) BRAHMIN :	9 - (6.43%)	6 - (66.67%)	3 - (33.33%)
(6) JAIN :	8 - (5.71%)	3 - (37.50%)	5 - (62.50%)
(7) MARATHA :	7 - (5.00%)	2 - (28.57%)	5 - (71.43%)
(8) CHRISTIAN :	6 - (4.29%)	3 - (50.00%)	3 - (50.00%)
(9) OTHER :	3 - (2.14%)	0 - (0.00%)	3 - (100.00%)
(10) BENGALI :	3 - (2.14%)	1 - (33.33%)	2 - (66.67%)
(11) BIHARI :	2 - (1.43%)	1 - (50.00%)	1 - (50.00%)
(12) TELUGU :	2 - (1.43%)	1 - (50.00%)	1 - (50.00%)
(13) RAJPUT :	1 - (0.71%)	0 - (0.00%)	1 - (100.00%)
(14) AGARWAL :	1 - (0.71%)	1 - (100.00%)	0 - (0.00%)
(15) PUNJABI :	1 - (0.71%)	0 - (0.00%)	1 - (100.00%)
<b>Total :</b>	<b>140</b>	<b>51 - (36.43%)</b>	<b>89 - (63.57%)</b>

#### 10) Reserve Category Statistics :-

	No. of Students	Male	Female
(1) OPEN :	134 - (95.71%)	51 - (38.06%)	83 - (61.94%)
(2) SBC :	2 - (1.43%)	0 - (0.00%)	2 - (100.00%)
(3) OBC :	2 - (1.43%)	0 - (0.00%)	2 - (100.00%)
(4) SC :	2 - (1.43%)	0 - (0.00%)	2 - (100.00%)
<b>Total :</b>	<b>140</b>	<b>51 - (36.43%)</b>	<b>89 - (0.00%)</b>

#### 11) MotherTounge Statistics :-

	No. of Students	Male	Female
(1) Hindi :	63 - (45.00%)	21 - (33.33%)	42 - (66.67%)
(2) Marwari :	26 - (20.00%)	12 - (42.86%)	16 - (57.14%)
(3) Marathi :	21 - (15.00%)	5 - (23.81%)	16 - (76.19%)
(4) Gujarati :	14 - (10.00%)	9 - (64.29%)	5 - (35.71%)
(5) Bengali :	5 - (3.57%)	1 - (20.00%)	4 - (80.00%)
(6) Telugu :	3 - (2.14%)	2 - (66.67%)	1 - (33.33%)
(7) Urdu :	2 - (1.43%)	0 - (0.00%)	2 - (100.00%)



(8) Konkani :	2 - (1.43%)	1 - (50.00%)	1 - (50.00%)
(9) English :	1 - (0.71%)	0 - (0.00%)	1 - (100.00%)
(10) Tulu :	1 - (0.71%)	0 - (0.00%)	1 - (100.00%)
<b>Total :</b>	<b>140</b>	<b>51 - (36.43%)</b>	<b>89 - (63.57%)</b>

### Father Statistics

<b>1) Email Statistics :-</b>			
With Email:	136 - (97.14%)	Without Email:	4 - (2.86%)
		<b>Total:</b>	<b>140</b>
<b>2) Mobile Statistics :-</b>			
With Mobile:	140 - (100.00%)	Without Mobile:	0 - (0.00%)
		<b>Total:</b>	<b>140</b>
<b>3) Occupation Statistics :-</b>			
Government Employees:	1 - (0.71%)	Private Employees:	139 - (99.29%)
		<b>Total:</b>	<b>140</b>
<b>4) Income Statistics :-</b>			
Less Than 50000:	9- (6.43)	Between 50000 to 100000:	22- (15.71)
Between 250001 to 500000:	47- (33.57)	Greater than 500000:	22- (15.71)
		<b>Total:</b>	<b>140</b>
<b>5) Profession Statistics :-</b>			
		No. of Students	
(1) BUSINESS		47(33.57)	
(2) SERVICE		46(32.86)	
(3) SELF EMPLOYED		11(7.86)	
(4) PRIVATE SERVICE		6(4.29)	
(5) PASSED AWAY		6(4.29)	
(6) DRIVER		5(3.57)	
(7) ACCOUNTANT		3(2.14)	
(8) PROFESSIONAL		2(1.43)	
(9) RETIRED		2(1.43)	
(10) GOVERNMENT SERVICE		2(1.43)	
(11) HAWKER		1(0.71)	
(12) PROFESSOR		1(0.71)	
(13) CATERES		1(0.71)	
(14) CHEF		1(0.71)	
(15) GOVT.EMPLOYEE		1(0.71)	
(16) FARMER		1(0.71)	
(17) IT OFFICER		1(0.71)	
(18) SOCIAL WORKER		1(0.71)	
(19) EVENT MANAGER		1(0.71)	
(20) OTHERS		1(0.71)	
<b>Total</b>		<b>140</b>	

### Mother Statistics

<b>1) Email Statistics :-</b>			
With Email:	- (0.00%)	Without Email:	- (0.00%)
		<b>Total:</b>	
<b>2) Mobile Statistics :-</b>			
With Mobile:	- (0.00%)	Without Mobile:	- (0.00%)
		<b>Total:</b>	
<b>3) Occupation Statistics :-</b>			
Government Employees:	- (0.00%)	Private Employees:	- (0.00%)
		<b>Total:</b>	
<b>4) Income Statistics :-</b>			
Less Than 50000:	- (0.00)	Between 50000 to 100000:	- (0.00)
Between 250001 to 500000:	- (0.00)	Greater than 500000:	- (0.00)
		<b>Total:</b>	



5) Profession Statistics :-

No. of Students

(1)	HOUSEWIFE	106(75.71)
(2)	HOME MAKER	16(11.43)
(3)	SERVICE	5(3.57)
(4)	OTHERS	5(3.57)
(5)	PASSED AWAY	2(1.43)
(6)	TEACHER	1(0.71)
(7)	SELF EMPLOYED	1(0.71)
(8)	ACCOUNTANT	1(0.71)
(9)	PROFESSOR	1(0.71)
(10)	RETIRED	1(0.71)
(11)	CATERES	1(0.71)
<b>Total</b>		<b>140</b>



*Ashwath*  
**PRINCIPAL**  
Rajasthani Sammelan Education Trust  
Ghanshyamdas Saraf College  
(Arts & Commerce)  
Malad West, Mumbai - 400 064

*W*

Ghanshyamdas Saraf College of Arts & Commerce  
Students Statistics Reports (MIS 102)

Branch : Self Finance (UG) Course : BCAF Year : FY Academic Year : 2023-2024

**1) Gender Statistics :-**

Male :	57 - (45.60%)	Female :	68 - (54.40%)	<b>Total:</b>	<b>125</b>
--------	---------------	----------	---------------	---------------	------------

**2) Mobile Statistics :-**

With Mobile No :	125 - (100.00%)	Without Mobile No :	0 - (0.00%)	<b>Total:</b>	<b>125</b>
------------------	-----------------	---------------------	-------------	---------------	------------

**3) Email Statistics :-**

With Email:	125 - (100.00%)	Without Email:	0 - (0.00%)	<b>Total:</b>	<b>125</b>
-------------	-----------------	----------------	-------------	---------------	------------

**4) Aided/UnAided Statistics :-**

Aided:	0 - (0.00%)	UnAided:	125 - (100.00%)	<b>Total:</b>	<b>125</b>
--------	-------------	----------	-----------------	---------------	------------

**5) Pincode Statistics :-**

	No. of Students	Male	Female
(1) Jogeshwari East (400060) :	1 - (0.80%)	1 - (100.00%)	0 - (0.00%)
(2) Goregaon East (400063) :	1 - (0.80%)	1 - (100.00%)	0 - (0.00%)
(3) Malad West (400064) :	1 - (0.80%)	0 - (0.00%)	1 - (100.00%)
(4) Goregaon East (400065) :	2 - (1.60%)	1 - (50.00%)	1 - (50.00%)
(5) Borivali East (400066) :	2 - (1.60%)	1 - (50.00%)	1 - (50.00%)
(6) Kandivali West (400067) :	4 - (3.20%)	1 - (25.00%)	3 - (75.00%)
(7) Chakala (400093) :	1 - (0.80%)	1 - (100.00%)	0 - (0.00%)
(8) Malad(West) (400095) :	13 - (10.40%)	6 - (46.15%)	7 - (53.85%)
(9) Malad East (400097) :	13 - (10.40%)	7 - (53.85%)	6 - (46.15%)
(10) Kandivali East (400101) :	12 - (9.60%)	3 - (25.00%)	9 - (75.00%)
(11) Jogeshwari West (400102) :	1 - (0.80%)	0 - (0.00%)	1 - (100.00%)
(12) Mandapeshwar (400103) :	2 - (1.60%)	0 - (0.00%)	2 - (100.00%)
(13) Goregaon (west) (400104) :	10 - (8.00%)	3 - (30.00%)	7 - (70.00%)
(14) (400110) :	1 - (0.80%)	0 - (0.00%)	1 - (100.00%)
(15) Bhayander West (401101) :	7 - (5.60%)	4 - (57.14%)	3 - (42.86%)
(16) Bhayander East (401105) :	9 - (7.20%)	2 - (22.22%)	7 - (77.78%)
(17) Mira Road West (401107) :	6 - (4.80%)	3 - (50.00%)	3 - (50.00%)
(18) Bassein (401201) :	1 - (0.80%)	1 - (100.00%)	0 - (0.00%)
(19) Bassein Road (401202) :	4 - (3.20%)	3 - (75.00%)	1 - (25.00%)
(20) Sopara (401203) :	10 - (8.00%)	4 - (40.00%)	6 - (60.00%)
(21) Vasai East (401208) :	6 - (4.80%)	5 - (83.33%)	1 - (16.67%)
(22) Nallasopare E (401209) :	18 - (14.40%)	10 - (55.56%)	8 - (44.44%)
<b>Total :</b>	<b>125</b>	<b>57 - (45.60%)</b>	<b>68 - (54.40%)</b>

**6) Previous School/College Statistics :-**

	No. of Students	Male	Female
(1) Durgadevi Saraf Junior College:	44 - (35.48%)	15 - (34.09%)	29 - (65.91%)
(2) Viva College :	7 - (5.65%)	4 - (57.14%)	3 - (42.86%)
(3) - :	5 - (4.03%)	2 - (40.00%)	3 - (60.00%)

(4) Shankar Narayan College Of Arts; Commerce & Science :	5 - (4.03%)	2 - (40.00%)	3 - (60.00%)
(5) Prahladrai Dalmia Lions College Of Commerce & Economics :	5 - (4.03%)	1 - (20.00%)	4 - (80.00%)
(6) Others :	4 - (3.23%)	3 - (75.00%)	1 - (25.00%)
(7) Gokhale College Of Arts And Commerce :	3 - (2.42%)	1 - (33.33%)	2 - (66.67%)
(8) P.D. Turakhia Junior College Of Commerce :	3 - (2.42%)	2 - (66.67%)	1 - (33.33%)
(9) Vartak College :	3 - (2.42%)	2 - (66.67%)	1 - (33.33%)
(10) Patkar College :	2 - (1.61%)	0 - (0.00%)	2 - (100.00%)
(11) Gyan Sagar Vidya Mandir :	2 - (1.61%)	2 - (100.00%)	0 - (0.00%)
(12) K. P. B. Hinduja College Of Commerce :	2 - (1.61%)	1 - (50.00%)	1 - (50.00%)
(13) Utarksha vidyalaya :	2 - (1.61%)	1 - (50.00%)	1 - (50.00%)
(14) K.G. Mittal College Of Arts and Commerce :	2 - (1.61%)	2 - (100.00%)	0 - (0.00%)
(15) P.D.Lions College :	2 - (1.61%)	1 - (50.00%)	1 - (50.00%)
(16) Vivek College of Commerce :	2 - (1.61%)	0 - (0.00%)	2 - (100.00%)
(17) Hansraj Morarji Public School & Junior College :	1 - (0.81%)	1 - (100.00%)	0 - (0.00%)
(18) Saraswati Vidya Mandir High School :	1 - (0.81%)	0 - (0.00%)	1 - (100.00%)
(19) Dnyanasadha School :	1 - (0.81%)	1 - (100.00%)	0 - (0.00%)
(20) Lokmanya High School :	1 - (0.81%)	0 - (0.00%)	1 - (100.00%)
(21) Kanchan Junior College :	1 - (0.81%)	0 - (0.00%)	1 - (100.00%)
(22) Nirmal Junior College of Science and Commerce :	1 - (0.81%)	1 - (100.00%)	0 - (0.00%)
(23) St. Stanislaus High School :	1 - (0.81%)	1 - (100.00%)	0 - (0.00%)
(24) Adarsh Education Society :	1 - (0.81%)	1 - (100.00%)	0 - (0.00%)
(25) Little Flowers English High School :	1 - (0.81%)	0 - (0.00%)	1 - (100.00%)
(26) Ghanshyamdas Saraf College Of Arts & Commerce :	1 - (0.81%)	1 - (100.00%)	0 - (0.00%)
(27) The Bombay Suburban Grain Dealers Jr College :	1 - (0.81%)	1 - (100.00%)	0 - (0.00%)
(28) B.K.Shroff Commerce College :	1 - (0.81%)	0 - (0.00%)	1 - (100.00%)
(29) Seth Vidhya Mandir Junior College :	1 - (0.81%)	1 - (100.00%)	0 - (0.00%)
(30) Thakur College Of Science And Commerce :	1 - (0.81%)	1 - (100.00%)	0 - (0.00%)
(31) Malini Kishor Sanghvi College Of Commerce And Economics :	1 - (0.81%)	1 - (100.00%)	0 - (0.00%)
(32) Kala Vidyalaya High School :	1 - (0.81%)	1 - (100.00%)	0 - (0.00%)
(33) Mother Teresa English High School :	1 - (0.81%)	0 - (0.00%)	1 - (100.00%)
(34) New English Jr College :	1 - (0.81%)	1 - (100.00%)	0 - (0.00%)
(35) Divine Providence High School :	1 - (0.81%)	0 - (0.00%)	1 - (100.00%)
(36) Bal Bharati Junior College :	1 - (0.81%)	0 - (0.00%)	1 - (100.00%)
(37) St.Annes High School & Junior College :	1 - (0.81%)	1 - (100.00%)	0 - (0.00%)
(38) Swami Vivekanand High School :	1 - (0.81%)	1 - (100.00%)	0 - (0.00%)
(39) Holy Family Convert High School And Junior College :	1 - (0.81%)	1 - (100.00%)	0 - (0.00%)
(40) Kandivali Education Society :	1 - (0.81%)	0 - (0.00%)	1 - (100.00%)



(41) Bhavans College :	1 - (0.81%)	1 - (100.00%)	0 - (0.00%)
(42) S.N.D.T College :	1 - (0.81%)	0 - (0.00%)	1 - (100.00%)
(43) Thakur Ramnarayan College of Arts & Commerce :	1 - (0.81%)	0 - (0.00%)	1 - (100.00%)
(44) Sv.M High School :	1 - (0.81%)	1 - (100.00%)	0 - (0.00%)
(45) R K College :	1 - (0.81%)	0 - (0.00%)	1 - (100.00%)
(46) Balbharatis Maghanmal J. Pancholia Jr. College :	1 - (0.81%)	0 - (0.00%)	1 - (100.00%)
(47) Don Bosco High School :	1 - (0.81%)	1 - (100.00%)	0 - (0.00%)
<b>Total :</b>	<b>124</b>	<b>57 - (45.97%)</b>	<b>67 - (54.03%)</b>

7) Religion Statistics :-	No. of Students	Male	Female
(1) HINDUISM :	102 - (81.60%)	48 - (47.06%)	54 - (52.94%)
(2) ISLAM :	14 - (11.20%)	5 - (35.71%)	9 - (64.29%)
(3) JAINISM :	4 - (3.20%)	3 - (75.00%)	1 - (25.00%)
(4) CHRISTIANITY :	3 - (2.40%)	0 - (0.00%)	3 - (100.00%)
(5) OTHERS :	2 - (1.60%)	1 - (50.00%)	1 - (50.00%)
<b>Total :</b>	<b>125</b>	<b>57 - (45.60%)</b>	<b>68 - (54.40%)</b>

8) Community Statistics :-	No. of Students	Male	Female
(1) HINDU :	72 - (57.60%)	33 - (45.83%)	39 - (54.17%)
(2) MARWARI :	18 - (14.40%)	9 - (50.00%)	9 - (50.00%)
(3) MUSLIM :	13 - (10.40%)	5 - (38.46%)	8 - (61.54%)
(4) JAIN :	4 - (3.20%)	3 - (75.00%)	1 - (25.00%)
(5) RAJASTHANI :	4 - (3.20%)	1 - (25.00%)	3 - (75.00%)
(6) MAHARASHTRIAN :	4 - (3.20%)	2 - (50.00%)	2 - (50.00%)
(7) BRAHMIN :	4 - (3.20%)	3 - (75.00%)	1 - (25.00%)
(8) CHRISTIAN / CATHOLIC :	2 - (1.60%)	0 - (0.00%)	2 - (100.00%)
(9) GUJARATI :	1 - (0.80%)	1 - (100.00%)	0 - (0.00%)
(10) BENGALI :	1 - (0.80%)	0 - (0.00%)	1 - (100.00%)
(11) OTHER :	1 - (0.80%)	0 - (0.00%)	1 - (100.00%)
(12) TAMIL :	1 - (0.80%)	0 - (0.00%)	1 - (100.00%)
<b>Total :</b>	<b>125</b>	<b>57 - (45.60%)</b>	<b>68 - (54.40%)</b>

9) Caste Statistics :-	No. of Students	Male	Female
(1) HINDU :	63 - (50.40%)	30 - (47.62%)	33 - (52.38%)
(2) MARWARI :	19 - (15.20%)	8 - (42.11%)	11 - (57.89%)
(3) MUSLIM :	14 - (11.20%)	5 - (35.71%)	9 - (64.29%)
(4) BRAHMIN :	5 - (4.00%)	1 - (20.00%)	4 - (80.00%)
(5) TAMIL :	4 - (3.20%)	0 - (0.00%)	4 - (100.00%)
(6) MARATHA :	4 - (3.20%)	2 - (50.00%)	2 - (50.00%)
(7) GUJARATI :	4 - (3.20%)	3 - (75.00%)	1 - (25.00%)



(8) JAIN :	3 - (2.40%)	2 - (66.67%)	1 - (33.33%)
(9) BENGALI :	2 - (1.60%)	1 - (50.00%)	1 - (50.00%)
(10) MAHESHWARI :	2 - (1.60%)	1 - (50.00%)	1 - (50.00%)
(11) OTHER :	2 - (1.60%)	2 - (100.00%)	0 - (0.00%)
(12) RAJPUT :	1 - (0.80%)	1 - (100.00%)	0 - (0.00%)
(13) BIHARI :	1 - (0.80%)	0 - (0.00%)	1 - (100.00%)
(14) SONAR :	1 - (0.80%)	1 - (100.00%)	0 - (0.00%)
<b>Total :</b>	<b>125</b>	<b>57 - (45.60%)</b>	<b>68 - (54.40%)</b>

10) Reserve Category Statistics :-	No. of Students	Male	Female
(1) OPEN :	113 - (90.40%)	51 - (45.13%)	62 - (54.87%)
(2) OBC :	6 - (4.80%)	3 - (50.00%)	3 - (50.00%)
(3) VJ / DT / NT(A) :	2 - (1.60%)	1 - (50.00%)	1 - (50.00%)
(4) SBC :	1 - (0.80%)	0 - (0.00%)	1 - (100.00%)
(5) ST :	1 - (0.80%)	1 - (100.00%)	0 - (0.00%)
(6) NT(B) :	1 - (0.80%)	1 - (100.00%)	0 - (0.00%)
(7) SC :	1 - (0.80%)	0 - (0.00%)	1 - (100.00%)
<b>Total :</b>	<b>125</b>	<b>57 - (45.60%)</b>	<b>68 - (54.40%)</b>

11) MotherTounge Statistics :-	No. of Students	Male	Female
(1) Hindi :	78 - (62.40%)	36 - (46.15%)	42 - (53.85%)
(2) Marwari :	19 - (15.20%)	6 - (31.58%)	13 - (68.42%)
(3) Marathi :	11 - (8.80%)	8 - (72.73%)	3 - (27.27%)
(4) Tamil :	6 - (4.80%)	1 - (16.67%)	5 - (83.33%)
(5) Gujarati :	5 - (4.00%)	4 - (80.00%)	1 - (20.00%)
(6) Urdu :	3 - (2.40%)	0 - (0.00%)	3 - (100.00%)
(7) Bengali :	2 - (1.60%)	1 - (50.00%)	1 - (50.00%)
(8) Mithili :	1 - (0.80%)	1 - (100.00%)	0 - (0.00%)
<b>Total :</b>	<b>125</b>	<b>57 - (45.60%)</b>	<b>68 - (54.40%)</b>

### Father Statistics

<b>1) Email Statistics :-</b>			
With Email:	125 - (100.00%)	Without Email:	0 - (0.00%)
			<b>Total: 125</b>
<b>2) Mobile Statistics :-</b>			
With Mobile:	125 - (100.00%)	Without Mobile:	0 - (0.00%)
			<b>Total: 125</b>
<b>3) Occupation Statistics :-</b>			
Government Employees:	0 - (0.00%)	Private Employees:	125 - (100.00%)
			<b>Total: 125</b>
<b>4) Income Statistics :-</b>			
Less Than 50000:	11 - (8.80)	Between 50000 to 100000:	31 - (24.80)
Between 250001 to 500000:	22 - (17.60)	Greater than 500000:	5 - (4.00)
			<b>Total: 125</b>

<b>5) Profession Statistics :-</b>		No. of Students
(1) SERVICE		40(32.00)



(2)	BUSINESS	38(30.40)
(3)	DRIVER	11(8.80)
(4)	SELF EMPLOYED	10(8.00)
(5)	PRIVATE SERVICE	7(5.60)
(6)	OTHERS	7(5.60)
(7)	PASSED AWAY	6(4.80)
(8)	TRADER	2(1.60)
(9)	ACCOUNTANT	1(0.80)
(10)	RETIRED	1(0.80)
(11)	FARMER	1(0.80)
(12)	HOTELIER	1(0.80)
<b>Total</b>		<b>125</b>

### Mother Statistics

#### 1) Email Statistics :-

With Email:	- (0.00%)	Without Email:	- (0.00%)	<b>Total:</b>
-------------	-----------	----------------	-----------	---------------

#### 2) Mobile Statistics :-

With Mobile:	- (0.00%)	Without Mobile:	- (0.00%)	<b>Total:</b>
--------------	-----------	-----------------	-----------	---------------

#### 3) Occupation Statistics :-

Government Employees:	- (0.00%)	Private Employees:	- (0.00%)	<b>Total:</b>
-----------------------	-----------	--------------------	-----------	---------------

#### 4) Income Statistics :-

Less Than 50000:	- (0.00 )	Between 50000 to 100000:	- (0.00 )	Between 100001 to 250000:	- (0.00 )	<b>Total:</b>
Between 250001 to 500000:	- (0.00 )	Greater than 500000:	- (0.00 )			

#### 5) Profession Statistics :-

		No. of Students
(1)	HOUSEWIFE	103(82.40)
(2)	HOME MAKER	10(8.00)
(3)	OTHERS	7(5.60)
(4)	SERVICE	3(2.40)
(5)	TEACHER	1(0.80)
(6)	SELF EMPLOYED	1(0.80)
<b>Total</b>		<b>125</b>



*Shurtdison.*  
**PRINCIPAL**  
 Rajasthani Sammelan Education Trust  
 Ghanshyamdas Saraf College  
 (Arts & Commerce)  
 Malad West, Mumbai - 400 064



## Ghanshyamdas Saraf College of Arts &amp; Commerce

## Students Statistics Reports (MIS 102)

Branch : Self Finance (UG) Course : BCBI Year : FY Academic Year : 2023-2024**1) Gender Statistics :-**

Male :	48 - (36.64%)	Female :	83 - (63.36%)	<b>Total:</b>	<b>131</b>
--------	---------------	----------	---------------	---------------	------------

**2) Mobile Statistics :-**

With Mobile No :	131 - (100.00%)	Without Mobile No :	0 - (0.00%)	<b>Total:</b>	<b>131</b>
------------------	-----------------	---------------------	-------------	---------------	------------

**3) Email Statistics :-**

With Email:	131 - (100.00%)	Without Email:	0 - (0.00%)	<b>Total:</b>	<b>131</b>
-------------	-----------------	----------------	-------------	---------------	------------

**4) Aided/UnAided Statistics :-**

Aided:	0 - (0.00%)	UnAided:	131 - (100.00%)	<b>Total:</b>	<b>131</b>
--------	-------------	----------	-----------------	---------------	------------

**5) Pincode Statistics :-**

	No. of Students	Male	Female
(1) Girgaon (400004) :	1 - (0.78%)	0 - (0.00%)	1 - (100.00%)
(2) Bandra East (400051) :	1 - (0.78%)	0 - (0.00%)	1 - (100.00%)
(3) Goregaon East (400063) :	5 - (3.91%)	1 - (20.00%)	4 - (80.00%)
(4) Malad West (400064) :	8 - (6.25%)	1 - (12.50%)	7 - (87.50%)
(5) Goregaon East (400065) :	7 - (5.47%)	0 - (0.00%)	7 - (100.00%)
(6) Borivali East (400066) :	1 - (0.78%)	0 - (0.00%)	1 - (100.00%)
(7) Kandivali West (400067) :	5 - (3.91%)	2 - (40.00%)	3 - (60.00%)
(8) Dahisar (400068) :	4 - (3.13%)	1 - (25.00%)	3 - (75.00%)
(9) Borivali(West) (400091) :	1 - (0.78%)	1 - (100.00%)	0 - (0.00%)
(10) Malad(West) (400095) :	25 - (19.53%)	9 - (36.00%)	16 - (64.00%)
(11) Malad East (400097) :	15 - (11.72%)	7 - (46.67%)	8 - (53.33%)
(12) Kandivali East (400101) :	14 - (10.94%)	2 - (14.29%)	12 - (85.71%)
(13) Goregaon (west) (400104) :	9 - (7.03%)	5 - (55.56%)	4 - (44.44%)
(14) Bhayander West (401101) :	9 - (7.03%)	8 - (88.89%)	1 - (11.11%)
(15) Bhayander East (401105) :	3 - (2.34%)	1 - (33.33%)	2 - (66.67%)
(16) Mira Road West (401107) :	5 - (3.91%)	4 - (80.00%)	1 - (20.00%)
(17) Bassein Road (401202) :	1 - (0.78%)	1 - (100.00%)	0 - (0.00%)
(18) Sopara (401203) :	2 - (1.56%)	0 - (0.00%)	2 - (100.00%)
(19) Vasai East (401208) :	3 - (2.34%)	2 - (66.67%)	1 - (33.33%)
(20) Nallasopare E (401209) :	5 - (3.91%)	1 - (20.00%)	4 - (80.00%)
(21) Virar (401303) :	2 - (1.56%)	0 - (0.00%)	2 - (100.00%)
(22) Virar East (401305) :	1 - (0.78%)	0 - (0.00%)	1 - (100.00%)
(23) Palghar (401404) :	1 - (0.78%)	1 - (100.00%)	0 - (0.00%)
<b>Total :</b>	<b>128</b>	<b>47 - (36.72%)</b>	<b>81 - (63.28%)</b>

**6) Previous School/College Statistics :-**

	No. of Students	Male	Female
(1) Durgadevi Saraf Junior College :	43 - (33.08%)	10 - (23.26%)	33 - (76.74%)
(2) - :	7 - (5.38%)	3 - (42.86%)	4 - (57.14%)

(3) P.D. Turakhia Junior College Of Commerce :	5 - (3.85%)	2 - (40.00%)	3 - (60.00%)
(4) Shankar Narayan College Of Arts; Commerce & Science :	5 - (3.85%)	2 - (40.00%)	3 - (60.00%)
(5) Mother Teresa English High School :	5 - (3.85%)	2 - (40.00%)	3 - (60.00%)
(6) Viva College :	4 - (3.08%)	1 - (25.00%)	3 - (75.00%)
(7) St.Annes High School & Junior College :	4 - (3.08%)	0 - (0.00%)	4 - (100.00%)
(8) Our Lady of Vallankanni High School :	4 - (3.08%)	4 - (100.00%)	0 - (0.00%)
(9) Prahladrai Dalmia Lions College Of Commerce & Economics :	4 - (3.08%)	1 - (25.00%)	3 - (75.00%)
(10) Nirmal Junior College of Science and Commerce :	3 - (2.31%)	2 - (66.67%)	1 - (33.33%)
(11) S.N.D.T College :	3 - (2.31%)	0 - (0.00%)	3 - (100.00%)
(12) Mother Mary English School & Junior College :	3 - (2.31%)	2 - (66.67%)	1 - (33.33%)
(13) Lords Universal Junior College Of Commerce And Science :	3 - (2.31%)	1 - (33.33%)	2 - (66.67%)
(14) Pioneer Public School & College :	3 - (2.31%)	0 - (0.00%)	3 - (100.00%)
(15) Vidya Vikas Universal Junior College Of Commerce And Science :	3 - (2.31%)	2 - (66.67%)	1 - (33.33%)
(16) Esplanade High School & Jr. College :	2 - (1.54%)	0 - (0.00%)	2 - (100.00%)
(17) Adarsh Education Society Junior College :	2 - (1.54%)	0 - (0.00%)	2 - (100.00%)
(18) K.G. Mittal College Of Arts and Commerce :	2 - (1.54%)	1 - (50.00%)	1 - (50.00%)
(19) Sanskardham Vidyalaya :	1 - (0.77%)	1 - (100.00%)	0 - (0.00%)
(20) Ramzanali Shaikh English High School :	1 - (0.77%)	0 - (0.00%)	1 - (100.00%)
(21) Mount Carmel Jr. College :	1 - (0.77%)	1 - (100.00%)	0 - (0.00%)
(22) Ghanshyamdas Saraf College Of Arts & Commerce :	1 - (0.77%)	0 - (0.00%)	1 - (100.00%)
(23) Kirti Collage :	1 - (0.77%)	0 - (0.00%)	1 - (100.00%)
(24) K. P. B. Hinduja College Of Commerce :	1 - (0.77%)	0 - (0.00%)	1 - (100.00%)
(25) Gyan Sagar Vidya Mandir :	1 - (0.77%)	1 - (100.00%)	0 - (0.00%)
(26) Bhausahab Vartak Collage :	1 - (0.77%)	0 - (0.00%)	1 - (100.00%)
(27) St.Francis D Assisi High School & Junior College :	1 - (0.77%)	1 - (100.00%)	0 - (0.00%)
(28) Vivek College of Commerce :	1 - (0.77%)	1 - (100.00%)	0 - (0.00%)
(29) Kandivali Education Society :	1 - (0.77%)	1 - (100.00%)	0 - (0.00%)
(30) Navjivan Vidyalaya High School, Malad (East) :	1 - (0.77%)	1 - (100.00%)	0 - (0.00%)
(31) Sanskardham Kelavani Mandal Jr College :	1 - (0.77%)	1 - (100.00%)	0 - (0.00%)
(32) Matruchhaya Gujrati Secondary School :	1 - (0.77%)	0 - (0.00%)	1 - (100.00%)
(33) Abhinav Vidya Mandir :	1 - (0.77%)	1 - (100.00%)	0 - (0.00%)
(34) Stanne College :	1 - (0.77%)	0 - (0.00%)	1 - (100.00%)
(35) Vivek Vidyalaya :	1 - (0.77%)	1 - (100.00%)	0 - (0.00%)
(36) Nirmala Memorial Foundation College	1 - (0.77%)	1 - (100.00%)	0 - (0.00%)
(37) Kala Vidyalaya High School :	1 - (0.77%)	1 - (100.00%)	0 - (0.00%)
(38) Anudatt Vidyalaya & Junior College :	1 - (0.77%)	0 - (0.00%)	1 - (100.00%)
(39) A.P.College of Commerce and Science :	1 - (0.77%)	1 - (100.00%)	0 - (0.00%)



(40) Expert International High School :	1 - (0.77%)	0 - (0.00%)	1 - (100.00%)
(41) Sudarshan College :	1 - (0.77%)	0 - (0.00%)	1 - (100.00%)
(42) St.Francis High School :	1 - (0.77%)	0 - (0.00%)	1 - (100.00%)
(43) Others :	1 - (0.77%)	1 - (100.00%)	0 - (0.00%)
<b>Total :</b>	<b>130</b>	<b>47 - (36.15%)</b>	<b>83 - (63.85%)</b>

#### 7) Religion Statistics :-

	No. of Students	Male	Female
(1) HINDUISM :	107 - (81.68%)	42 - (39.25%)	65 - (60.75%)
(2) ISLAM :	16 - (12.21%)	6 - (37.50%)	10 - (62.50%)
(3) CHRISTIANITY :	5 - (3.82%)	0 - (0.00%)	5 - (100.00%)
(4) JAINISM :	2 - (1.53%)	0 - (0.00%)	2 - (100.00%)
(5) BUDDHISM :	1 - (0.76%)	0 - (0.00%)	1 - (100.00%)
<b>Total :</b>	<b>131</b>	<b>48 - (36.64%)</b>	<b>83 - (63.36%)</b>

#### 8) Community Statistics :-

	No. of Students	Male	Female
(1) HINDU :	71 - (54.20%)	28 - (39.44%)	43 - (60.56%)
(2) MUSLIM :	16 - (12.21%)	6 - (37.50%)	10 - (62.50%)
(3) MAHARASHTRIAN :	11 - (8.40%)	4 - (36.36%)	7 - (63.64%)
(4) MARWARI :	10 - (7.63%)	6 - (60.00%)	4 - (40.00%)
(5) BRAHMIN :	5 - (3.82%)	0 - (0.00%)	5 - (100.00%)
(6) JAIN :	5 - (3.82%)	1 - (20.00%)	4 - (80.00%)
(7) CHRISTIAN / CATHOLIC :	5 - (3.82%)	0 - (0.00%)	5 - (100.00%)
(8) GUJARATI :	3 - (2.29%)	2 - (66.67%)	1 - (33.33%)
(9) TAMIL :	1 - (0.76%)	0 - (0.00%)	1 - (100.00%)
(10) BUDDHIST :	1 - (0.76%)	0 - (0.00%)	1 - (100.00%)
(11) RAJASTHANI :	1 - (0.76%)	0 - (0.00%)	1 - (100.00%)
(12) TELUGU :	1 - (0.76%)	0 - (0.00%)	1 - (100.00%)
(13) BUNT :	1 - (0.76%)	1 - (100.00%)	0 - (0.00%)
<b>Total :</b>	<b>131</b>	<b>48 - (36.64%)</b>	<b>83 - (63.36%)</b>

#### 9) Caste Statistics :-

	No. of Students	Male	Female
(1) HINDU :	76 - (58.02%)	35 - (46.05%)	41 - (53.95%)
(2) MUSLIM :	14 - (10.69%)	5 - (35.71%)	9 - (64.29%)
(3) MARWARI :	11 - (8.40%)	4 - (36.36%)	7 - (63.64%)
(4) MARATHA :	7 - (5.34%)	2 - (28.57%)	5 - (71.43%)
(5) CHRISTIAN :	5 - (3.82%)	0 - (0.00%)	5 - (100.00%)
(6) JAIN :	3 - (2.29%)	0 - (0.00%)	3 - (100.00%)
(7) GUJARATI :	3 - (2.29%)	2 - (66.67%)	1 - (33.33%)
(8) OTHER :	3 - (2.29%)	0 - (0.00%)	3 - (100.00%)
(9) BRAHMIN :	2 - (1.53%)	0 - (0.00%)	2 - (100.00%)



(10) BIHARI :	2 - (1.53%)	0 - (0.00%)	2 - (100.00%)
(11) TAMIL :	1 - (0.76%)	0 - (0.00%)	1 - (100.00%)
(12) - :	1 - (0.76%)	0 - (0.00%)	1 - (100.00%)
(13) Buddhist :	1 - (0.76%)	0 - (0.00%)	1 - (100.00%)
(14) RAJPUT :	1 - (0.76%)	0 - (0.00%)	1 - (100.00%)
(15) TELUGU :	1 - (0.76%)	0 - (0.00%)	1 - (100.00%)
<b>Total :</b>	<b>131</b>	<b>48 - (36.64%)</b>	<b>83 - (63.36%)</b>

#### 10) Reserve Category Statistics :-

	No. of Students	Male	Female
(1) OPEN :	120 - (91.60%)	44 - (36.67%)	76 - (63.33%)
(2) OBC :	8 - (6.11%)	3 - (37.50%)	5 - (62.50%)
(3) SBC :	1 - (0.76%)	0 - (0.00%)	1 - (100.00%)
(4) ST :	1 - (0.76%)	1 - (100.00%)	0 - (0.00%)
(5) SC :	1 - (0.76%)	0 - (0.00%)	1 - (100.00%)
<b>Total :</b>	<b>131</b>	<b>48 - (36.64%)</b>	<b>83 - (63.36%)</b>

#### 11) MotherTounge Statistics :-

	No. of Students	Male	Female
(1) Hindi :	78 - (59.54%)	32 - (41.03%)	46 - (58.97%)
(2) Marathi :	21 - (16.03%)	6 - (28.57%)	15 - (71.43%)
(3) Marwari :	13 - (9.92%)	4 - (30.77%)	9 - (69.23%)
(4) Tamil :	3 - (2.29%)	2 - (66.67%)	1 - (33.33%)
(5) Maithili :	3 - (2.29%)	0 - (0.00%)	3 - (100.00%)
(6) Gujarati :	3 - (2.29%)	2 - (66.67%)	1 - (33.33%)
(7) Urdu :	3 - (2.29%)	1 - (33.33%)	2 - (66.67%)
(8) Telugu :	2 - (1.53%)	0 - (0.00%)	2 - (100.00%)
(9) Odisha :	1 - (0.76%)	0 - (0.00%)	1 - (100.00%)
(10) Bengali :	1 - (0.76%)	0 - (0.00%)	1 - (100.00%)
(11) Konkani :	1 - (0.76%)	0 - (0.00%)	1 - (100.00%)
(12) English :	1 - (0.76%)	0 - (0.00%)	1 - (100.00%)
(13) Tulu :	1 - (0.76%)	1 - (100.00%)	0 - (0.00%)
<b>Total :</b>	<b>131</b>	<b>48 - (36.64%)</b>	<b>83 - (63.36%)</b>



#### Father Statistics

##### 1) Email Statistics :-

With Email:	130 - (99.24%)	Without Email:	1 - (0.76%)	<b>Total:</b>	<b>131</b>
-------------	----------------	----------------	-------------	---------------	------------

##### 2) Mobile Statistics :-

With Mobile:	131 - (100.00%)	Without Mobile:	0 - (0.00%)	<b>Total:</b>	<b>131</b>
--------------	-----------------	-----------------	-------------	---------------	------------

##### 3) Occupation Statistics :-

Government Employees:	0 - (0.00%)	Private Employees:	131 - (100.00%)	<b>Total:</b>	<b>131</b>
-----------------------	-------------	--------------------	-----------------	---------------	------------

##### 4) Income Statistics :-

Less Than 50000:	10 - (7.63)	Between 50000 to 100000:	48 - (36.64)	Between 100001 to 250000:	42 - (32.06)
------------------	-------------	--------------------------	--------------	---------------------------	--------------

Between 250001 to 500000: 15- (11.45)

Greater than 500000: 16- (12.21)

Total:

131

**5) Profession Statistics :-**

	No. of Students
(1) SERVICE	52(39.69)
(2) BUSINESS	38(29.01)
(3) DRIVER	14(10.69)
(4) OTHERS	11(8.40)
(5) PRIVATE SERVICE	3(2.29)
(6) PASSED AWAY	2(1.53)
(7) RETIRED	2(1.53)
(8) HOME MAKER	2(1.53)
(9) SELF EMPLOYED	2(1.53)
(10) TEACHER	1(0.76)
(11) EVENT MANAGER	1(0.76)
(12) GOVERNMENT SERVICE	1(0.76)
(13) ACCOUNTANT	1(0.76)
(14) HAWKER	1(0.76)
<b>Total</b>	<b>131</b>

**Mother Statistics**

**1) Email Statistics :-**

With Email: - (0.00%) Without Email: - (0.00%) Total:

**2) Mobile Statistics :-**

With Mobile: - (0.00%) Without Mobile: - (0.00%) Total:

**3) Occupation Statistics :-**

Government Employees: - (0.00%) Private Employees: - (0.00%) Total:

**4) Income Statistics :-**

Less Than 50000: - (0.00) Between 50000 to 100000: - (0.00) Between 100001 to 250000: - (0.00)  
Between 250001 to 500000: - (0.00) Greater than 500000: - (0.00) Total:

**5) Profession Statistics :-**

	No. of Students
(1) HOUSEWIFE	111(84.73)
(2) HOME MAKER	10(7.63)
(3) SERVICE	4(3.05)
(4) OTHERS	3(2.29)
(5) TEACHER	1(0.76)
(6) COOK	1(0.76)
(7) SELF EMPLOYED	1(0.76)
<b>Total</b>	<b>131</b>



*A. M. Waddekar*  
**PRINCIPAL**

Rajasthani Sammelan Education Trust  
Ghanshyamdas Saraf College  
(Arts & Commerce)  
Malad West, Mumbai - 400 084

## Ghanshyamdas Saraf College of Arts &amp; Commerce

## Students Statistics Reports (MIS 102)

Branch : Self Finance (UG) Course : BFM Year : FY Academic Year : 2023-2024**1) Gender Statistics :-**

Male :	47 - (66.20%)	Female :	24 - (33.80%)	<b>Total:</b>	<b>71</b>
--------	---------------	----------	---------------	---------------	-----------

**2) Mobile Statistics :-**

With Mobile No :	71 - (100.00%)	Without Mobile No :	0 - (0.00%)	<b>Total:</b>	<b>71</b>
------------------	----------------	---------------------	-------------	---------------	-----------

**3) Email Statistics :-**

With Email:	71 - (100.00%)	Without Email:	0 - (0.00%)	<b>Total:</b>	<b>71</b>
-------------	----------------	----------------	-------------	---------------	-----------

**4) Aided/UnAided Statistics :-**

Aided:	0 - (0.00%)	UnAided:	71 - (100.00%)	<b>Total:</b>	<b>71</b>
--------	-------------	----------	----------------	---------------	-----------

**5) Pincode Statistics :-**

	No. of Students	Male	Female
(1) Andheri West (400053) :	1 - (1.43%)	1 - (100.00%)	0 - (0.00%)
(2) Santacruz East (400055) :	1 - (1.43%)	0 - (0.00%)	1 - (100.00%)
(3) Andheri Railway Station (400058) :	1 - (1.43%)	1 - (100.00%)	0 - (0.00%)
(4) Malad West (400064) :	3 - (4.29%)	2 - (66.67%)	1 - (33.33%)
(5) Goregaon East (400065) :	1 - (1.43%)	1 - (100.00%)	0 - (0.00%)
(6) Borivali East (400066) :	1 - (1.43%)	1 - (100.00%)	0 - (0.00%)
(7) Kandivali West (400067) :	6 - (8.57%)	4 - (66.67%)	2 - (33.33%)
(8) Dahisar (400068) :	4 - (5.71%)	3 - (75.00%)	1 - (25.00%)
(9) Borivali(West) (400091) :	1 - (1.43%)	0 - (0.00%)	1 - (100.00%)
(10) Borivali West (400092) :	2 - (2.86%)	1 - (50.00%)	1 - (50.00%)
(11) Malad(West) (400095) :	2 - (2.86%)	2 - (100.00%)	0 - (0.00%)
(12) Malad East (400097) :	7 - (10.00%)	2 - (28.57%)	5 - (71.43%)
(13) Kandivali East (400101) :	9 - (12.86%)	5 - (55.56%)	4 - (44.44%)
(14) Goregaon (west) (400104) :	3 - (4.29%)	1 - (33.33%)	2 - (66.67%)
(15) Bhayander West (401101) :	6 - (8.57%)	5 - (83.33%)	1 - (16.67%)
(16) Bhayander East (401105) :	6 - (8.57%)	5 - (83.33%)	1 - (16.67%)
(17) Mira Road West (401107) :	4 - (5.71%)	3 - (75.00%)	1 - (25.00%)
(18) Bassein Road (401202) :	2 - (2.86%)	2 - (100.00%)	0 - (0.00%)
(19) Sopara (401203) :	2 - (2.86%)	1 - (50.00%)	1 - (50.00%)
(20) Nallasopare E (401209) :	4 - (5.71%)	3 - (75.00%)	1 - (25.00%)
(21) Virar (401303) :	2 - (2.86%)	1 - (50.00%)	1 - (50.00%)
(22) Virar East (401305) :	2 - (2.86%)	2 - (100.00%)	0 - (0.00%)
<b>Total :</b>	<b>70</b>	<b>46 - (65.71%)</b>	<b>24 - (34.29%)</b>

**6) Previous School/College Statistics :-**

	No. of Students	Male	Female
(1) Durgadevi Saraf Junior College :	31 - (43.66%)	22 - (70.97%)	9 - (29.03%)
(2) - :	4 - (5.63%)	2 - (50.00%)	2 - (50.00%)
(3) Thakur College Of Science And Commerce :	4 - (5.63%)	4 - (100.00%)	0 - (0.00%)

(4) Kandivali Education Society :	2 - (2.82%)	0 - (0.00%)	2 - (100.00%)
(5) Others :	2 - (2.82%)	1 - (50.00%)	1 - (50.00%)
(6) Esplanade High School & Jr. College :	2 - (2.82%)	1 - (50.00%)	1 - (50.00%)
(7) St.Aloysius High School & Jr. College of Science & Commerce :	2 - (2.82%)	1 - (50.00%)	1 - (50.00%)
(8) Sardar Vallabhbhai Patel Vidyalaya :	1 - (1.41%)	1 - (100.00%)	0 - (0.00%)
(9) Abhinav Vidya Mandir :	1 - (1.41%)	0 - (0.00%)	1 - (100.00%)
(10) Shankar Narayan College Of Arts, Commerce & Science :	1 - (1.41%)	1 - (100.00%)	0 - (0.00%)
(11) Prakash College :	1 - (1.41%)	0 - (0.00%)	1 - (100.00%)
(12) Bal Bharati Junior College :	1 - (1.41%)	1 - (100.00%)	0 - (0.00%)
(13) Jiten mody junior college :	1 - (1.41%)	1 - (100.00%)	0 - (0.00%)
(14) St.Rocks College Of Commerce And Science :	1 - (1.41%)	1 - (100.00%)	0 - (0.00%)
(15) P.D. Turakhia Junior College Of Commerce :	1 - (1.41%)	0 - (0.00%)	1 - (100.00%)
(16) Reena Mehata High School :	1 - (1.41%)	1 - (100.00%)	0 - (0.00%)
(17) Barnes School & Junior College :	1 - (1.41%)	1 - (100.00%)	0 - (0.00%)
(18) P.D.Lions College :	1 - (1.41%)	0 - (0.00%)	1 - (100.00%)
(19) Viva College :	1 - (1.41%)	1 - (100.00%)	0 - (0.00%)
(20) Vidya Vikas Universal Junior College Of Commerce And Science :	1 - (1.41%)	0 - (0.00%)	1 - (100.00%)
(21) Rishi Dayaram National College of Arts And Commerce :	1 - (1.41%)	1 - (100.00%)	0 - (0.00%)
(22) Nirmala Memorial Foundation College :	1 - (1.41%)	0 - (0.00%)	1 - (100.00%)
(23) B.K.S. English High School :	1 - (1.41%)	1 - (100.00%)	0 - (0.00%)
(24) Expert International High School :	1 - (1.41%)	1 - (100.00%)	0 - (0.00%)
(25) SKC Junior College :	1 - (1.41%)	1 - (100.00%)	0 - (0.00%)
(26) R.P. Vagh High School :	1 - (1.41%)	0 - (0.00%)	1 - (100.00%)
(27) Our Lady of Nazareth High School & Jr. College :	1 - (1.41%)	1 - (100.00%)	0 - (0.00%)
(28) Bal Bharti Public School :	1 - (1.41%)	1 - (100.00%)	0 - (0.00%)
(29) Lords Universal Junior College Of Commerce And Science :	1 - (1.41%)	1 - (100.00%)	0 - (0.00%)
(30) St.Anthonys High School :	1 - (1.41%)	1 - (100.00%)	0 - (0.00%)
(31) Chetna College :	1 - (1.41%)	0 - (0.00%)	1 - (100.00%)
<b>Total :</b>	<b>71</b>	<b>47 - (66.20%)</b>	<b>24 - (33.80%)</b>

#### 7) Religion Statistics :-

	No. of Students	Male	Female
(1) HINDUISM :	66 - (92.96%)	43 - (65.15%)	23 - (34.85%)
(2) ISLAM :	2 - (2.82%)	1 - (50.00%)	1 - (50.00%)
(3) JAINISM :	2 - (2.82%)	2 - (100.00%)	0 - (0.00%)
(4) OTHERS :	1 - (1.41%)	1 - (100.00%)	0 - (0.00%)
<b>Total :</b>	<b>71</b>	<b>47 - (66.20%)</b>	<b>24 - (33.80%)</b>



#### 8) Community Statistics :-

	No. of Students	Male	Female
(1) HINDU :	34 - (47.89%)	24 - (70.59%)	10 - (29.41%)

(2) MAHARASHTRIAN :	12 - (16.90%)	7 - (58.33%)	5 - (41.67%)
(3) MARWARI :	8 - (11.27%)	7 - (87.50%)	1 - (12.50%)
(4) GUJARATI :	7 - (9.86%)	3 - (42.86%)	4 - (57.14%)
(5) BENGALI :	4 - (5.63%)	2 - (50.00%)	2 - (50.00%)
(6) BRAHMIN :	2 - (2.82%)	2 - (100.00%)	0 - (0.00%)
(7) JAIN :	1 - (1.41%)	1 - (100.00%)	0 - (0.00%)
(8) TAMIL :	1 - (1.41%)	0 - (0.00%)	1 - (100.00%)
(9) TELUGU :	1 - (1.41%)	0 - (0.00%)	1 - (100.00%)
(10) MUSLIM :	1 - (1.41%)	1 - (100.00%)	0 - (0.00%)
<b>Total :</b>	<b>71</b>	<b>47 - (66.20%)</b>	<b>24 - (33.80%)</b>

#### 9) Caste Statistics :-

	No. of Students	Male	Female
(1) HINDU :	36 - (50.70%)	25 - (69.44%)	11 - (30.56%)
(2) MARWARI :	9 - (12.68%)	7 - (77.78%)	2 - (22.22%)
(3) MARATHA :	6 - (8.45%)	3 - (50.00%)	3 - (50.00%)
(4) GUJARATI :	6 - (8.45%)	3 - (50.00%)	3 - (50.00%)
(5) BIHARI :	3 - (4.23%)	2 - (66.67%)	1 - (33.33%)
(6) BENGALI :	3 - (4.23%)	2 - (66.67%)	1 - (33.33%)
(7) TAMIL :	2 - (2.82%)	1 - (50.00%)	1 - (50.00%)
(8) MUSLIM :	2 - (2.82%)	1 - (50.00%)	1 - (50.00%)
(9) Vaishya Vani :	1 - (1.41%)	1 - (100.00%)	0 - (0.00%)
(10) JAIN :	1 - (1.41%)	1 - (100.00%)	0 - (0.00%)
(11) BRAHMIN :	1 - (1.41%)	1 - (100.00%)	0 - (0.00%)
(12) TELUGU :	1 - (1.41%)	0 - (0.00%)	1 - (100.00%)
<b>Total :</b>	<b>71</b>	<b>47 - (66.20%)</b>	<b>24 - (33.80%)</b>

#### 10) Reserve Category Statistics :-

	No. of Students	Male	Female
(1) OPEN :	66 - (92.96%)	44 - (66.67%)	22 - (33.33%)
(2) OBC :	4 - (5.63%)	2 - (50.00%)	2 - (50.00%)
(3) SC :	1 - (1.41%)	1 - (100.00%)	0 - (0.00%)
<b>Total :</b>	<b>71</b>	<b>47 - (66.20%)</b>	<b>24 - (33.80%)</b>

#### 11) MotherTounge Statistics :-

	No. of Students	Male	Female
(1) Hindi :	25 - (36.62%)	18 - (69.23%)	8 - (30.77%)
(2) Marathi :	14 - (19.72%)	7 - (50.00%)	7 - (50.00%)
(3) Marwari :	12 - (16.90%)	10 - (83.33%)	2 - (16.67%)
(4) Gujarati :	7 - (9.86%)	4 - (57.14%)	3 - (42.86%)
(5) Bengali :	4 - (5.63%)	2 - (50.00%)	2 - (50.00%)
(6) Tamil :	2 - (2.82%)	1 - (50.00%)	1 - (50.00%)
(7) Maithili :	1 - (1.41%)	1 - (100.00%)	0 - (0.00%)





(8) Tulu :	1 - (1.41%)	1 - (100.00%)	0 - (0.00%)
(9) Odisha :	1 - (1.41%)	1 - (100.00%)	0 - (0.00%)
(10) Kannada :	1 - (1.41%)	1 - (100.00%)	0 - (0.00%)
(11) Telugu :	1 - (1.41%)	0 - (0.00%)	1 - (100.00%)
(12) Malayalam :	1 - (1.41%)	1 - (100.00%)	0 - (0.00%)
<b>Total :</b>	<b>71</b>	<b>47 - (66.20%)</b>	<b>24 - (33.80%)</b>

### Father Statistics

#### 1) Email Statistics :-

With Email:	70 - (98.59%)	Without Email:	1 - (1.41%)	<b>Total:</b>	<b>71</b>
-------------	---------------	----------------	-------------	---------------	-----------

#### 2) Mobile Statistics :-

With Mobile:	71 - (100.00%)	Without Mobile:	0 - (0.00%)	<b>Total:</b>	<b>71</b>
--------------	----------------	-----------------	-------------	---------------	-----------

#### 3) Occupation Statistics :-

Government Employees:	0 - (0.00%)	Private Employees:	71 - (100.00%)	<b>Total:</b>	<b>71</b>
-----------------------	-------------	--------------------	----------------	---------------	-----------

#### 4) Income Statistics :-

Less Than 50000:	3- (4.23)	Between 50000 to 100000:	16- (22.54)	Between 100001 to 250000:	28- (39.44)
Between 250001 to 500000:	17- (23.94)	Greater than 500000:	7- (9.86)	<b>Total:</b>	<b>71</b>

#### 5) Profession Statistics :-

	No. of Students
(1) SERVICE	25(35.21)
(2) BUSINESS	18(25.35)
(3) PASSED AWAY	5(7.04)
(4) PRIVATE SERVICE	5(7.04)
(5) OTHERS	5(7.04)
(6) SELF EMPLOYED	4(5.63)
(7) DRIVER	3(4.23)
(8) ACCOUNTANT	2(2.82)
(9) GOVERNMENT SERVICE	2(2.82)
(10) PROFESSIONAL	1(1.41)
(11) CLERK	1(1.41)
<b>Total</b>	<b>71</b>

### Mother Statistics

#### 1) Email Statistics :-

With Email:	- (0.00%)	Without Email:	- (0.00%)	<b>Total:</b>	
-------------	-----------	----------------	-----------	---------------	--

#### 2) Mobile Statistics :-

With Mobile:	- (0.00%)	Without Mobile:	- (0.00%)	<b>Total:</b>	
--------------	-----------	-----------------	-----------	---------------	--

#### 3) Occupation Statistics :-

Government Employees:	- (0.00%)	Private Employees:	- (0.00%)	<b>Total:</b>	
-----------------------	-----------	--------------------	-----------	---------------	--

#### 4) Income Statistics :-

Less Than 50000:	- (0.00 )	Between 50000 to 100000:	- (0.00 )	Between 100001 to 250000:	- (0.00 )
Between 250001 to 500000:	- (0.00 )	Greater than 500000:	- (0.00 )	<b>Total:</b>	

#### 5) Profession Statistics :-

	No. of Students
(1) HOUSEWIFE	60(84.51)
(2) SERVICE	4(5.63)
(3) HOME MAKER	3(4.23)
(4) OTHERS	2(2.82)



(5) GOVERNMENT SERVICE

1(1.41)

(6) PASSED AWAY

1(1.41)

Total

71



*M. K. Desai*  
**PRINCIPAL**  
Rajasthani Sammelan Education Trust  
Ghanshyamdas Saraf College  
(Arts & Commerce)  
Malad West, Mumbai - 400 064

*(Signature)*

Ghanshyamdas Saraf College of Arts & Commerce  
Students Statistics Reports (MIS 102)

Branch : Self Finance (UG) Course : BSC IT Year : FY Academic Year : 2023-2024

**1) Gender Statistics :-**

Male :	44 - (61.11%)	Female :	28 - (38.89%)	<b>Total:</b>	<b>72</b>
--------	---------------	----------	---------------	---------------	-----------

**2) Mobile Statistics :-**

With Mobile No :	72 - (100.00%)	Without Mobile No :	0 - (0.00%)	<b>Total:</b>	<b>72</b>
------------------	----------------	---------------------	-------------	---------------	-----------

**3) Email Statistics :-**

With Email:	72 - (100.00%)	Without Email:	0 - (0.00%)	<b>Total:</b>	<b>72</b>
-------------	----------------	----------------	-------------	---------------	-----------

**4) Aided/UnAided Statistics :-**

Aided:	0 - (0.00%)	UnAided:	72 - (100.00%)	<b>Total:</b>	<b>72</b>
--------	-------------	----------	----------------	---------------	-----------

**5) Pincode Statistics :-**

	No. of Students	Male	Female
(1) Fort (400001) :	1 - (1.39%)	0 - (0.00%)	1 - (100.00%)
(2) Goregaon East (400063) :	2 - (2.78%)	2 - (100.00%)	0 - (0.00%)
(3) Malad West (400064) :	3 - (4.17%)	2 - (66.67%)	1 - (33.33%)
(4) Goregaon East (400065) :	4 - (5.56%)	2 - (50.00%)	2 - (50.00%)
(5) Kandivali West (400067) :	3 - (4.17%)	1 - (33.33%)	2 - (66.67%)
(6) Borivali(West) (400091) :	1 - (1.39%)	0 - (0.00%)	1 - (100.00%)
(7) Malad(West) (400095) :	11 - (15.28%)	10 - (90.91%)	1 - (9.09%)
(8) Malad East (400097) :	12 - (16.67%)	9 - (75.00%)	3 - (25.00%)
(9) Kandivali East (400101) :	7 - (9.72%)	2 - (28.57%)	5 - (71.43%)
(10) Jogeshwari West (400102) :	1 - (1.39%)	0 - (0.00%)	1 - (100.00%)
(11) Mandapeshwar (400103) :	1 - (1.39%)	1 - (100.00%)	0 - (0.00%)
(12) Goregaon (west) (400104) :	7 - (9.72%)	4 - (57.14%)	3 - (42.86%)
(13) Bhayander West (401101) :	4 - (5.56%)	2 - (50.00%)	2 - (50.00%)
(14) Bhayander East (401105) :	8 - (11.11%)	4 - (50.00%)	4 - (50.00%)
(15) Mira Road West (401107) :	5 - (6.94%)	3 - (60.00%)	2 - (40.00%)
(16) Nallasopare E (401209) :	2 - (2.78%)	2 - (100.00%)	0 - (0.00%)
<b>Total :</b>	<b>72</b>	<b>44 - (61.11%)</b>	<b>28 - (38.89%)</b>

**6) Previous School/College Statistics :-**

	No. of Students	Male	Female
(1) Durgadevi Saraf Junior College :	29 - (40.85%)	16 - (55.17%)	13 - (44.83%)
(2) Shankar Narayan College Of Arts; Commerce & Science :	5 - (7.04%)	3 - (60.00%)	2 - (40.00%)
(3) Thakur College Of Science And Commerce :	4 - (5.63%)	3 - (75.00%)	1 - (25.00%)
(4) Sanskardham Kelavani Mandal Jr College :	3 - (4.23%)	2 - (66.67%)	1 - (33.33%)
(5) Mother Teresa English High School :	3 - (4.23%)	2 - (66.67%)	1 - (33.33%)
(6) Nirmala Memorial High School :	2 - (2.82%)	2 - (100.00%)	0 - (0.00%)
(7) Prahladrai Dalmia Lions College Of Commerce & Economics :	2 - (2.82%)	1 - (50.00%)	1 - (50.00%)
(8) Pioneer Public School & College :	2 - (2.82%)	1 - (50.00%)	1 - (50.00%)
(9) Others :	2 - (2.82%)	1 - (50.00%)	1 - (50.00%)



(10) P.D. Turakhia Junior College Of Commerce :	2 - (2.82%)	1 - (50.00%)	1 - (50.00%)
(11) St. Thomas High School :	1 - (1.41%)	1 - (100.00%)	0 - (0.00%)
(12) Sardar Vallabhbai Patel Vidyalaya :	1 - (1.41%)	0 - (0.00%)	1 - (100.00%)
(13) Lords Universal Junior College Of Commerce And Science :	1 - (1.41%)	0 - (0.00%)	1 - (100.00%)
(14) Ghanshyamdas Saraf College of Arts & Commerce :	1 - (1.41%)	0 - (0.00%)	1 - (100.00%)
(15) Nirmal Junior College of Science and Commerce :	1 - (1.41%)	1 - (100.00%)	0 - (0.00%)
(16) Kasturben Dharamshi Nagda College :	1 - (1.41%)	1 - (100.00%)	0 - (0.00%)
(17) Viva College :	1 - (1.41%)	1 - (100.00%)	0 - (0.00%)
(18) Vidya Varidhi Vidyalaya :	1 - (1.41%)	1 - (100.00%)	0 - (0.00%)
(19) Mother Marys English High School :	1 - (1.41%)	1 - (100.00%)	0 - (0.00%)
(20) R.B.K.School :	1 - (1.41%)	0 - (0.00%)	1 - (100.00%)
(21) Prakash College :	1 - (1.41%)	1 - (100.00%)	0 - (0.00%)
(22) Nagindas Khandwala College Of Commerce :	1 - (1.41%)	0 - (0.00%)	1 - (100.00%)
(23) Ghanshyamdas Jalan Junior College Of Science And Commerce :	1 - (1.41%)	1 - (100.00%)	0 - (0.00%)
(24) St.Annes High School & Junior College :	1 - (1.41%)	1 - (100.00%)	0 - (0.00%)
(25) - :	1 - (1.41%)	1 - (100.00%)	0 - (0.00%)
(26) Nirmala Memorial Foundation College :	1 - (1.41%)	1 - (100.00%)	0 - (0.00%)
(27) K.G. Mittal College Of Arts and Commerce :	1 - (1.41%)	0 - (0.00%)	1 - (100.00%)
<b>Total :</b>	<b>71</b>	<b>43 - (60.56%)</b>	<b>28 - (39.44%)</b>

#### 7) Religion Statistics :-

	No. of Students	Male	Female
(1) HINDUISM :	62 - (86.11%)	39 - (62.90%)	23 - (37.10%)
(2) ISLAM :	8 - (11.11%)	4 - (50.00%)	4 - (50.00%)
(3) JAINISM :	1 - (1.39%)	1 - (100.00%)	0 - (0.00%)
(4) OTHERS :	1 - (1.39%)	0 - (0.00%)	1 - (100.00%)
<b>Total :</b>	<b>72</b>	<b>44 - (61.11%)</b>	<b>28 - (38.89%)</b>

#### 8) Community Statistics :-

	No. of Students	Male	Female
(1) HINDU :	44 - (61.11%)	28 - (63.64%)	16 - (36.36%)
(2) MUSLIM :	8 - (11.11%)	4 - (50.00%)	4 - (50.00%)
(3) GUJARATI :	7 - (9.72%)	5 - (71.43%)	2 - (28.57%)
(4) MARWARI :	3 - (4.17%)	1 - (33.33%)	2 - (66.67%)
(5) BRAHMIN :	2 - (2.78%)	2 - (100.00%)	0 - (0.00%)
(6) BENGALI :	2 - (2.78%)	1 - (50.00%)	1 - (50.00%)
(7) RAJASTHANI :	2 - (2.78%)	0 - (0.00%)	2 - (100.00%)
(8) TELUGU :	2 - (2.78%)	2 - (100.00%)	0 - (0.00%)
(9) MAHARASHTRIAN :	1 - (1.39%)	0 - (0.00%)	1 - (100.00%)
(10) JAIN :	1 - (1.39%)	1 - (100.00%)	0 - (0.00%)
<b>Total :</b>	<b>72</b>	<b>44 - (61.11%)</b>	<b>28 - (38.89%)</b>



9) Caste Statistics :-	No. of Students	Male	Female
(1) HINDU :	39 - (54.17%)	24 - (61.54%)	15 - (38.46%)
(2) MUSLIM :	8 - (11.11%)	4 - (50.00%)	4 - (50.00%)
(3) GUJARATI :	6 - (8.33%)	5 - (83.33%)	1 - (16.67%)
(4) MARWARI :	5 - (6.94%)	3 - (60.00%)	2 - (40.00%)
(5) TELUGU :	3 - (4.17%)	3 - (100.00%)	0 - (0.00%)
(6) BIHARI :	3 - (4.17%)	1 - (33.33%)	2 - (66.67%)
(7) BRAHMIN :	2 - (2.78%)	0 - (0.00%)	2 - (100.00%)
(8) BENGALI :	2 - (2.78%)	1 - (50.00%)	1 - (50.00%)
(9) SONAR :	1 - (1.39%)	1 - (100.00%)	0 - (0.00%)
(10) - :	1 - (1.39%)	1 - (100.00%)	0 - (0.00%)
(11) JAIN :	1 - (1.39%)	1 - (100.00%)	0 - (0.00%)
(12) AGARWAL :	1 - (1.39%)	0 - (0.00%)	1 - (100.00%)
<b>Total :</b>	<b>72</b>	<b>44 - (61.11%)</b>	<b>28 - (38.89%)</b>

10) Reserve Category Statistics :-	No. of Students	Male	Female
(1) OPEN :	67 - (93.06%)	40 - (59.70%)	27 - (40.30%)
(2) OBC :	5 - (6.94%)	4 - (80.00%)	1 - (20.00%)
<b>Total :</b>	<b>72</b>	<b>44 - (61.11%)</b>	<b>28 - (38.89%)</b>

11) MotherTounge Statistics :-	No. of Students	Male	Female
(1) Hindi :	45 - (62.50%)	26 - (57.78%)	19 - (42.22%)
(2) Gujarati :	8 - (11.11%)	6 - (75.00%)	2 - (25.00%)
(3) Marwari :	6 - (8.33%)	3 - (50.00%)	3 - (50.00%)
(4) Marathi :	4 - (5.56%)	2 - (50.00%)	2 - (50.00%)
(5) Telugu :	3 - (4.17%)	3 - (100.00%)	0 - (0.00%)
(6) Bengali :	2 - (2.78%)	1 - (50.00%)	1 - (50.00%)
(7) Urdu :	1 - (1.39%)	0 - (0.00%)	1 - (100.00%)
(8) Maithili :	1 - (1.39%)	1 - (100.00%)	0 - (0.00%)
(9) Tulu :	1 - (1.39%)	1 - (100.00%)	0 - (0.00%)
(10) Tamil :	1 - (1.39%)	1 - (100.00%)	0 - (0.00%)
<b>Total :</b>	<b>72</b>	<b>44 - (61.11%)</b>	<b>28 - (38.89%)</b>



#### Father Statistics

1) Email Statistics :-			Total:	
With Email:	72 - (100.00%)	Without Email:	0 - (0.00%)	<b>72</b>

2) Mobile Statistics :-			Total:	
With Mobile:	72 - (100.00%)	Without Mobile:	0 - (0.00%)	<b>72</b>

3) Occupation Statistics :-			Total:	
Government Employees:	0 - (0.00%)	Private Employees:	72 - (100.00%)	<b>72</b>

4) Income Statistics :-			Total:	
With Income:	72 - (100.00%)	Without Income:	0 - (0.00%)	<b>72</b>

Less Than 50000:	8- (11.11)	Between 50000 to 100000:	12- (16.67)	Between 100001 to 250000:	34- (47.22)
Between 250001 to 500000:	13- (18.06)	Greater than 500000:	5- (6.94)	<b>Total:</b>	<b>72</b>

**5) Profession Statistics :-**

	No. of Students
(1) SERVICE	20(27.78)
(2) BUSINESS	14(19.44)
(3) DRIVER	9(12.50)
(4) OTHERS	9(12.50)
(5) PASSED AWAY	4(5.56)
(6) SELF EMPLOYED	3(4.17)
(7) RETIRED	3(4.17)
(8) AGENT	1(1.39)
(9) CLERK	1(1.39)
(10) PEON/MAID/NURSE/HELPER	1(1.39)
(11) FARMER	1(1.39)
(12) TRADER	1(1.39)
(13) IT PROFESSIONAL	1(1.39)
(14) CATERES	1(1.39)
(15) HAWKER	1(1.39)
(16) LAWYER	1(1.39)
(17) PRIVATE SERVICE	1(1.39)
<b>Total</b>	<b>72</b>

**Mother Statistics**

**1) Email Statistics :-**

With Email:	- (0.00%)	Without Email:	- (0.00%)	<b>Total:</b>
-------------	-----------	----------------	-----------	---------------

**2) Mobile Statistics :-**

With Mobile:	- (0.00%)	Without Mobile:	- (0.00%)	<b>Total:</b>
--------------	-----------	-----------------	-----------	---------------

**3) Occupation Statistics :-**

Government Employees:	- (0.00%)	Private Employees:	- (0.00%)	<b>Total:</b>
-----------------------	-----------	--------------------	-----------	---------------

**4) Income Statistics :-**

Less Than 50000:	- (0.00)	Between 50000 to 100000:	- (0.00)	Between 100001 to 250000:	- (0.00)
Between 250001 to 500000:	- (0.00)	Greater than 500000:	- (0.00)	<b>Total:</b>	

**5) Profession Statistics :-**

	No. of Students
(1) HOUSEWIFE	62(86.11)
(2) HOME MAKER	4(5.56)
(3) PASSED AWAY	1(1.39)
(4) PEON/MAID/NURSE/HELPER	1(1.39)
(5) DOCTOR	1(1.39)
(6) OTHERS	1(1.39)
(7) PRIVATE SERVICE	1(1.39)
(8) SERVICE	1(1.39)
<b>Total</b>	<b>72</b>



*Ashwath*  
**PRINCIPAL**  
 Rajasthani Sammelan Education Trust  
 Ghanshyamdas Saraf College  
 (Arts & Commerce)  
 Malad West, Mumbai - 400 064

**Ghanshyamdas Saraf College of Arts & Commerce**  
**Students Statistics Reports (MIS 102)**

Branch : Self Finance (PG) Course : ACCT MCOM Year : MCOM ACCT PART1 Academic Year : 2023-2024

**1) Gender Statistics :-**

Male :	26 - (35.14%)	Female :	48 - (64.86%)	<b>Total:</b>	<b>74</b>
--------	---------------	----------	---------------	---------------	-----------

**2) Mobile Statistics :-**

With Mobile No :	74 - (100.00%)	Without Mobile No :	0 - (0.00%)	<b>Total:</b>	<b>74</b>
------------------	----------------	---------------------	-------------	---------------	-----------

**3) Email Statistics :-**

With Email:	74 - (100.00%)	Without Email:	0 - (0.00%)	<b>Total:</b>	<b>74</b>
-------------	----------------	----------------	-------------	---------------	-----------

**4) Aided/UnAided Statistics :-**

Aided:	0 - (0.00%)	UnAided:	74 - (100.00%)	<b>Total:</b>	<b>74</b>
--------	-------------	----------	----------------	---------------	-----------

**5) Pincode Statistics :-**

	No. of Students	Male	Female
(1) Goregaon East (400063) :	8 - (10.81%)	3 - (37.50%)	5 - (62.50%)
(2) Malad West (400064) :	5 - (6.76%)	2 - (40.00%)	3 - (60.00%)
(3) Goregaon East (400065) :	1 - (1.35%)	0 - (0.00%)	1 - (100.00%)
(4) Kandivali West (400067) :	4 - (5.41%)	1 - (25.00%)	3 - (75.00%)
(5) Dahisar (400068) :	1 - (1.35%)	0 - (0.00%)	1 - (100.00%)
(6) Borivali(West) (400091) :	1 - (1.35%)	0 - (0.00%)	1 - (100.00%)
(7) Malad(West) (400095) :	13 - (17.57%)	6 - (46.15%)	7 - (53.85%)
(8) Malad East (400097) :	15 - (20.27%)	5 - (33.33%)	10 - (66.67%)
(9) Kandivali East (400101) :	7 - (9.46%)	4 - (57.14%)	3 - (42.86%)
(10) Jogeshwari West (400102) :	3 - (4.05%)	1 - (33.33%)	2 - (66.67%)
(11) Mandapeshwar (400103) :	1 - (1.35%)	1 - (100.00%)	0 - (0.00%)
(12) Goregaon (west) (400104) :	6 - (8.11%)	0 - (0.00%)	6 - (100.00%)
(13) Bhayander West (401101) :	4 - (5.41%)	1 - (25.00%)	3 - (75.00%)
(14) Bhayander East (401105) :	1 - (1.35%)	0 - (0.00%)	1 - (100.00%)
(15) Vasai East (401208) :	1 - (1.35%)	0 - (0.00%)	1 - (100.00%)
(16) Nallasopare E (401209) :	1 - (1.35%)	0 - (0.00%)	1 - (100.00%)
(17) Virar (401303) :	1 - (1.35%)	1 - (100.00%)	0 - (0.00%)
(18) Virar East (401305) :	1 - (1.35%)	1 - (100.00%)	0 - (0.00%)
<b>Total :</b>	<b>74</b>	<b>26 - (35.14%)</b>	<b>48 - (64.86%)</b>

**6) Previous School/College Statistics :-**

	No. of Students	Male	Female
(1) Ghanshyamdas Saraf College Of Arts & Commerce :	33 - (44.59%)	10 - (30.30%)	23 - (69.70%)
(2) Ghanshyamdas Saraf College of Arts & Commerce :	13 - (17.57%)	3 - (23.08%)	10 - (76.92%)
(3) Prahladrai Dalmia Lions College Of Commerce & Economics :	4 - (5.41%)	3 - (75.00%)	1 - (25.00%)
(4) Thakur College Of Science And Commerce :	3 - (4.05%)	1 - (33.33%)	2 - (66.67%)
(5) Ladhidevi Ramdhar Maheshwari Night College of Commerce :	3 - (4.05%)	1 - (33.33%)	2 - (66.67%)
(6) Oriental Public School & College :	2 - (2.70%)	1 - (50.00%)	1 - (50.00%)
(7) Nirmala Memorial Foundation College :	2 - (2.70%)	2 - (100.00%)	0 - (0.00%)

(8) S.N.D.T College :	2 - (2.70%)	0 - (0.00%)	2 - (100.00%)
(9) Kandivali Education Society :	2 - (2.70%)	1 - (50.00%)	1 - (50.00%)
(10) Ghanshyamdas Jalan Junior College Of Science And Commerce :	2 - (2.70%)	0 - (0.00%)	2 - (100.00%)
(11) Patkar College :	1 - (1.35%)	0 - (0.00%)	1 - (100.00%)
(12) Prakash College :	1 - (1.35%)	0 - (0.00%)	1 - (100.00%)
(13) Viva College :	1 - (1.35%)	1 - (100.00%)	0 - (0.00%)
(14) Balbharatis Maghanmal J. Pancholia Jr. College :	1 - (1.35%)	1 - (100.00%)	0 - (0.00%)
(15) Niranaja Mijithia College :	1 - (1.35%)	0 - (0.00%)	1 - (100.00%)
(16) Matruchhaya Gujrati Secondary School :	1 - (1.35%)	0 - (0.00%)	1 - (100.00%)
(17) H.R. College of Commerce and Economics :	1 - (1.35%)	1 - (100.00%)	0 - (0.00%)
(18) K. C. College :	1 - (1.35%)	1 - (100.00%)	0 - (0.00%)
<b>Total :</b>	<b>74</b>	<b>26 - (35.14%)</b>	<b>48 - (64.86%)</b>

#### 7) Religion Statistics :-

	No. of Students	Male	Female
(1) HINDUISM :	53 - (71.62%)	22 - (41.51%)	31 - (58.49%)
(2) ISLAM :	13 - (17.57%)	2 - (15.38%)	11 - (84.62%)
(3) CHRISTIANITY :	4 - (5.41%)	2 - (50.00%)	2 - (50.00%)
(4) JAINISM :	4 - (5.41%)	0 - (0.00%)	4 - (100.00%)
<b>Total :</b>	<b>74</b>	<b>26 - (35.14%)</b>	<b>48 - (64.86%)</b>

#### 8) Community Statistics :-

	No. of Students	Male	Female
(1) HINDU :	36 - (48.65%)	16 - (44.44%)	20 - (55.56%)
(2) MUSLIM :	12 - (16.22%)	2 - (16.67%)	10 - (83.33%)
(3) JAIN :	5 - (6.76%)	0 - (0.00%)	5 - (100.00%)
(4) MAHARASHTRIAN :	4 - (5.41%)	1 - (25.00%)	3 - (75.00%)
(5) BRAHMIN :	4 - (5.41%)	0 - (0.00%)	4 - (100.00%)
(6) CHRISTIAN / CATHOLIC :	4 - (5.41%)	2 - (50.00%)	2 - (50.00%)
(7) MARWARI :	4 - (5.41%)	2 - (50.00%)	2 - (50.00%)
(8) GUJARATI :	3 - (4.05%)	2 - (66.67%)	1 - (33.33%)
(9) RAJASTHANI :	1 - (1.35%)	0 - (0.00%)	1 - (100.00%)
(10) TAMIL :	1 - (1.35%)	1 - (100.00%)	0 - (0.00%)
<b>Total :</b>	<b>74</b>	<b>26 - (35.14%)</b>	<b>48 - (64.86%)</b>

#### 9) Caste Statistics :-

	No. of Students	Male	Female
(1) HINDU :	32 - (43.24%)	16 - (50.00%)	16 - (50.00%)
(2) MUSLIM :	13 - (17.57%)	2 - (15.38%)	11 - (84.62%)
(3) MARWARI :	6 - (8.11%)	2 - (33.33%)	4 - (66.67%)
(4) BRAHMIN :	5 - (6.76%)	1 - (20.00%)	4 - (80.00%)
(5) GUJARATI :	4 - (5.41%)	1 - (25.00%)	3 - (75.00%)
(6) CHRISTIAN :	4 - (5.41%)	2 - (50.00%)	2 - (50.00%)





(7) MARATHA :	4 - (5.41%)	0 - (0.00%)	4 - (100.00%)
(8) JAIN :	2 - (2.70%)	0 - (0.00%)	2 - (100.00%)
(9) SONAR :	1 - (1.35%)	1 - (100.00%)	0 - (0.00%)
(10) TAMIL :	1 - (1.35%)	1 - (100.00%)	0 - (0.00%)
(11) BIHARI :	1 - (1.35%)	0 - (0.00%)	1 - (100.00%)
(12) - :	1 - (1.35%)	0 - (0.00%)	1 - (100.00%)
<b>Total :</b>	<b>74</b>	<b>26 - (35.14%)</b>	<b>48 - (64.86%)</b>

10) Reserve Category Statistics :-		No. of Students	Male	Female
(1) OPEN :	66 - (89.19%)	21 - (31.82%)	45 - (68.18%)	
(2) OBC :	5 - (6.76%)	3 - (60.00%)	2 - (40.00%)	
(3) SBC :	2 - (2.70%)	1 - (50.00%)	1 - (50.00%)	
(4) NT(B) :	1 - (1.35%)	1 - (100.00%)	0 - (0.00%)	
<b>Total :</b>	<b>74</b>	<b>26 - (35.14%)</b>	<b>48 - (64.86%)</b>	

11) MotherTounge Statistics :-		No. of Students	Male	Female
(1) Hindi :	37 - (50.00%)	15 - (40.54%)	22 - (59.46%)	
(2) Marathi :	10 - (13.51%)	3 - (30.00%)	7 - (70.00%)	
(3) Marwari :	9 - (12.16%)	2 - (22.22%)	7 - (77.78%)	
(4) Gujarati :	5 - (6.76%)	2 - (40.00%)	3 - (60.00%)	
(5) Konkani :	4 - (5.41%)	2 - (50.00%)	2 - (50.00%)	
(6) Urdu :	3 - (4.05%)	0 - (0.00%)	3 - (100.00%)	
(7) Tamil :	1 - (1.35%)	1 - (100.00%)	0 - (0.00%)	
(8) Malayalam :	1 - (1.35%)	1 - (100.00%)	0 - (0.00%)	
(9) Tulu :	1 - (1.35%)	0 - (0.00%)	1 - (100.00%)	
(10) Maithili :	1 - (1.35%)	0 - (0.00%)	1 - (100.00%)	
(11) Sindhi :	1 - (1.35%)	0 - (0.00%)	1 - (100.00%)	
(12) Kannada :	1 - (1.35%)	0 - (0.00%)	1 - (100.00%)	
<b>Total :</b>	<b>74</b>	<b>26 - (35.14%)</b>	<b>48 - (64.86%)</b>	

### Father Statistics

1) Email Statistics :-		<b>Total:</b>	<b>74</b>
With Email:	74 - (100.00%)	Without Email:	0 - (0.00%)

2) Mobile Statistics :-		<b>Total:</b>	<b>74</b>
With Mobile:	74 - (100.00%)	Without Mobile:	0 - (0.00%)

3) Occupation Statistics :-		<b>Total:</b>	<b>74</b>
Government Employees:	0 - (0.00%)	Private Employees:	74 - (100.00%)

4) Income Statistics :-		<b>Total:</b>	<b>74</b>
Less Than 50000:	4 - (5.41)	Between 50000 to 250000:	22 - (29.73)
Between 250001 to 500000:	21 - (28.38)	Greater than 500000:	10 - (13.51)

5) Profession Statistics :-		<b>Total:</b>	<b>74</b>
(1) BUSINESS		No. of Students	29(39.19)



(2)	SERVICE	23(31.08)
(3)	DRIVER	5(6.76)
(4)	OTHERS	4(5.41)
(5)	SELF EMPLOYED	2(2.70)
(6)	RETIRED	2(2.70)
(7)	ACCOUNTANT	2(2.70)
(8)	HAWKER	2(2.70)
(9)	AGENT	1(1.35)
(10)	PASSED AWAY	1(1.35)
(11)	PEON/MAID/NURSE/HELPER	1(1.35)
(12)	PRIVATE SERVICE	1(1.35)
(13)	CLERK	1(1.35)
<b>Total</b>		<b>74</b>

### Mother Statistics

#### 1) Email Statistics :-

With Email:	- (0.00%)	Without Email:	- (0.00%)	<b>Total:</b>
-------------	-----------	----------------	-----------	---------------

#### 2) Mobile Statistics :-

With Mobile:	- (0.00%)	Without Mobile:	- (0.00%)	<b>Total:</b>
--------------	-----------	-----------------	-----------	---------------

#### 3) Occupation Statistics :-

Government Employees:	- (0.00%)	Private Employees:	- (0.00%)	<b>Total:</b>
-----------------------	-----------	--------------------	-----------	---------------

#### 4) Income Statistics :-

Less Than 50000:	- (0.00 )	Between 50000 to 100000:	- (0.00 )	Between 100001 to 250000:	- (0.00 )	<b>Total:</b>
Between 250001 to 500000:	- (0.00 )	Greater than 500000:	- (0.00 )			

#### 5) Profession Statistics :-

No. of Students

(1)	HOUSEWIFE	54(72.97)
(2)	HOME MAKER	14(18.92)
(3)	SERVICE	3(4.05)
(4)	BUSINESS	1(1.35)
(5)	PEON/MAID/NURSE/HELPER	1(1.35)
(6)	OTHERS	1(1.35)
<b>Total</b>		<b>74</b>



*A. Shaldev:*  
**PRINCIPAL**  
 Rajasthan Education Trust  
 Ghanshyamdas Saraf College  
 (Arts & Commerce)  
 Malad West, Mumbai - 400 064

Ghanshyamdas Saraf College of Arts & Commerce  
Students Statistics Reports (MIS 102)

Branch : Self Finance (PG) Course : MGMT MCOM Year : MCOM MGMT PART1 Academic Year : 2023-2024

**1) Gender Statistics :-**

Male :	9 - (37.50%)	Female :	15 - (62.50%)	<b>Total:</b>	<b>24</b>
--------	--------------	----------	---------------	---------------	-----------

**2) Mobile Statistics :-**

With Mobile No :	24 - (100.00%)	Without Mobile No :	0 - (0.00%)	<b>Total:</b>	<b>24</b>
------------------	----------------	---------------------	-------------	---------------	-----------

**3) Email Statistics :-**

With Email:	24 - (100.00%)	Without Email:	0 - (0.00%)	<b>Total:</b>	<b>24</b>
-------------	----------------	----------------	-------------	---------------	-----------

**4) Aided/UnAided Statistics :-**

Aided:	0 - (0.00%)	UnAided:	24 - (100.00%)	<b>Total:</b>	<b>24</b>
--------	-------------	----------	----------------	---------------	-----------

**5) Pincode Statistics :-**

	No. of Students	Male	Female
(1) Bandra East (400051) :	2 - (8.33%)	0 - (0.00%)	2 - (100.00%)
(2) Jogeshwari East (400060) :	1 - (4.17%)	0 - (0.00%)	1 - (100.00%)
(3) Goregaon East (400063) :	1 - (4.17%)	0 - (0.00%)	1 - (100.00%)
(4) Kandivali West (400067) :	1 - (4.17%)	0 - (0.00%)	1 - (100.00%)
(5) Borivali West (400092) :	2 - (8.33%)	0 - (0.00%)	2 - (100.00%)
(6) Malad(West) (400095) :	2 - (8.33%)	0 - (0.00%)	2 - (100.00%)
(7) Malad East (400097) :	6 - (25.00%)	3 - (50.00%)	3 - (50.00%)
(8) Kandivali East (400101) :	4 - (16.67%)	2 - (50.00%)	2 - (50.00%)
(9) Goregaon (west) (400104) :	2 - (8.33%)	2 - (100.00%)	0 - (0.00%)
(10) Bhayander West (401101) :	1 - (4.17%)	1 - (100.00%)	0 - (0.00%)
(11) Vasai East (401208) :	1 - (4.17%)	1 - (100.00%)	0 - (0.00%)
(12) Nallasopare E (401209) :	1 - (4.17%)	0 - (0.00%)	1 - (100.00%)
<b>Total :</b>	<b>24</b>	<b>9 - (37.50%)</b>	<b>15 - (62.50%)</b>

**6) Previous School/College Statistics :-**

	No. of Students	Male	Female
(1) Ghanshyamdas Saraf College Of Arts & Commerce :	12 - (52.17%)	4 - (33.33%)	8 - (66.67%)
(2) K.G. Mittal College Of Arts and Commerce :	2 - (8.70%)	1 - (50.00%)	1 - (50.00%)
(3) Balbharali Maghanmal J. Pancholia Jr. College :	2 - (8.70%)	0 - (0.00%)	2 - (100.00%)
(4) - :	1 - (4.35%)	1 - (100.00%)	0 - (0.00%)
(5) Ladhidevi Ramdhar Maheshwari Night College of Commerce :	1 - (4.35%)	0 - (0.00%)	1 - (100.00%)
(6) Ghanshyamdas Jalan Junior College Of Science And Commerce :	1 - (4.35%)	1 - (100.00%)	0 - (0.00%)
(7) K. C. College :	1 - (4.35%)	1 - (100.00%)	0 - (0.00%)
(8) Patkar College :	1 - (4.35%)	1 - (100.00%)	0 - (0.00%)
(9) S.N.D.T College :	1 - (4.35%)	0 - (0.00%)	1 - (100.00%)
(10) Ghanshyamdas Saraf College of Arts & Commerce :	1 - (4.35%)	0 - (0.00%)	1 - (100.00%)
<b>Total :</b>	<b>23</b>	<b>9 - (39.13%)</b>	<b>14 - (60.87%)</b>

**7) Religion Statistics :-**

	No. of Students	Male	Female
(1) HINDUISM :	21 - (87.50%)	8 - (38.10%)	13 - (61.90%)



(2) ISLAM :	3 - (12.50%)	1 - (33.33%)	2 - (66.67%)
<b>Total :</b>	<b>24</b>	<b>9 - (37.50%)</b>	<b>15 - (62.50%)</b>

<b>8) Community Statistics :-</b>			
	No. of Students	Male	Female
(1) HINDU :	19 - (79.17%)	7 - (36.84%)	12 - (63.16%)
(2) MUSLIM :	3 - (12.50%)	1 - (33.33%)	2 - (66.67%)
(3) MAHARASHTRIAN :	1 - (4.17%)	1 - (100.00%)	0 - (0.00%)
(4) MARWARI :	1 - (4.17%)	0 - (0.00%)	1 - (100.00%)
<b>Total :</b>	<b>24</b>	<b>9 - (37.50%)</b>	<b>15 - (62.50%)</b>

<b>9) Caste Statistics :-</b>			
	No. of Students	Male	Female
(1) HINDU :	16 - (66.67%)	7 - (43.75%)	9 - (56.25%)
(2) MUSLIM :	3 - (12.50%)	1 - (33.33%)	2 - (66.67%)
(3) MARWARI :	1 - (4.17%)	0 - (0.00%)	1 - (100.00%)
(4) MARATHA :	1 - (4.17%)	1 - (100.00%)	0 - (0.00%)
(5) BIHARI :	1 - (4.17%)	0 - (0.00%)	1 - (100.00%)
(6) BRAHMIN :	1 - (4.17%)	0 - (0.00%)	1 - (100.00%)
(7) - :	1 - (4.17%)	0 - (0.00%)	1 - (100.00%)
<b>Total :</b>	<b>24</b>	<b>9 - (37.50%)</b>	<b>15 - (62.50%)</b>

<b>10) Reserve Category Statistics :-</b>			
	No. of Students	Male	Female
(1) OPEN :	21 - (87.50%)	8 - (38.10%)	13 - (61.90%)
(2) OBC :	3 - (12.50%)	1 - (33.33%)	2 - (66.67%)
<b>Total :</b>	<b>24</b>	<b>9 - (37.50%)</b>	<b>15 - (62.50%)</b>

<b>11) MotherTounge Statistics :-</b>			
	No. of Students	Male	Female
(1) Hindi :	19 - (79.17%)	7 - (36.84%)	12 - (63.16%)
(2) Marathi :	3 - (12.50%)	1 - (33.33%)	2 - (66.67%)
(3) Gujarati :	1 - (4.17%)	1 - (100.00%)	0 - (0.00%)
(4) Tamil :	1 - (4.17%)	0 - (0.00%)	1 - (100.00%)
<b>Total :</b>	<b>24</b>	<b>9 - (37.50%)</b>	<b>15 - (62.50%)</b>

### Father Statistics

<b>1) Email Statistics :-</b>			
	No. of Students	Male	Female
With Email:	24 - (100.00%)	8 - (33.33%)	16 - (66.67%)
Without Email:	0 - (0.00%)	0 - (0.00%)	0 - (0.00%)
<b>Total:</b>	<b>24</b>	<b>8 - (33.33%)</b>	<b>16 - (66.67%)</b>

<b>2) Mobile Statistics :-</b>			
	No. of Students	Male	Female
With Mobile:	24 - (100.00%)	8 - (33.33%)	16 - (66.67%)
Without Mobile:	0 - (0.00%)	0 - (0.00%)	0 - (0.00%)
<b>Total:</b>	<b>24</b>	<b>8 - (33.33%)</b>	<b>16 - (66.67%)</b>

<b>3) Occupation Statistics :-</b>			
	No. of Students	Male	Female
Government Employees:	0 - (0.00%)	0 - (0.00%)	0 - (0.00%)
Private Employees:	24 - (100.00%)	8 - (33.33%)	16 - (66.67%)
<b>Total:</b>	<b>24</b>	<b>8 - (33.33%)</b>	<b>16 - (66.67%)</b>

<b>4) Income Statistics :-</b>			
	No. of Students	Male	Female
Less Than 50000:	1 - (4.17%)	0 - (0.00%)	1 - (100.00%)
Between 50000 to 100000:	6 - (25.00%)	2 - (33.33%)	4 - (66.67%)
Between 100001 to 250000:	14 - (58.33%)	5 - (35.71%)	9 - (64.29%)
Greater than 500000:	0 - (0.00%)	0 - (0.00%)	0 - (0.00%)
<b>Total:</b>	<b>24</b>	<b>7 - (29.17%)</b>	<b>17 - (70.83%)</b>

<b>5) Profession Statistics :-</b>			
	No. of Students	Male	Female
(1) BUSINESS	8 (33.33%)	3 (37.50%)	5 (62.50%)



(2)	SERVICE	7(29.17)
(3)	OTHERS	3(12.50)
(4)	DRIVER	2(8.33)
(5)	PASSED AWAY	1(4.17)
(6)	LAWYER	1(4.17)
(7)	PRIVATE SERVICE	1(4.17)
(8)	PEON/MAID/NURSE/HELPER	1(4.17)
<b>Total</b>		<b>24</b>

### Mother Statistics

#### 1) Email Statistics :-

With Email:	- (0.00%)	Without Email:	- (0.00%)	<b>Total:</b>
-------------	-----------	----------------	-----------	---------------

#### 2) Mobile Statistics :-

With Mobile:	- (0.00%)	Without Mobile:	- (0.00%)	<b>Total:</b>
--------------	-----------	-----------------	-----------	---------------

#### 3) Occupation Statistics :-

Government Employees:	- (0.00%)	Private Employees:	- (0.00%)	<b>Total:</b>
-----------------------	-----------	--------------------	-----------	---------------

#### 4) Income Statistics :-

Less Than 50000:	- (0.00 )	Between 50000 to 100000:	- (0.00 )	Between 100001 to 250000:	- (0.00 )	<b>Total:</b>
Between 250001 to 500000:	- (0.00 )	Greater than 500000:	- (0.00 )			

#### 5) Profession Statistics :-

		No. of Students
(1)	HOUSEWIFE	17(70.83)
(2)	HOME MAKER	6(25.00)
(3)	OTHERS	1(4.17)
<b>Total</b>		<b>24</b>



  
**PRINCIPAL**  
 Rajasthani Sammelan Education Trust  
 Ghanshyamdas Saraf College  
 (Arts & Commerce)  
 Malad West, Mumbai - 400 064